



**Course:** PHIL3650001.1231: 23SP PHIL3650-001: Philosophy Of Mind  
**Instructor:** Yanssel Garcia \*  
**Response Rate:** 9/13 (69.23 %)

1 - LEARNING												
I found this course intellectually challenging and stimulating.												
Response Option		Weight	Frequency	Percent	Percent Responses	Means						
Strongly Disagree		(1)	0	0.00%		5.00	4.30	4.22				
Disagree		(2)	0	0.00%								
Neutral		(3)	0	0.00%								
Agree		(4)	0	0.00%								
Strongly Agree		(5)	9	100.00%								
					0	25	50	100	Question	Department	College	
Response Rate	Mean	STD	Median	Department	Mean	STD	Median	College	Mean	STD	Median	
9/13 (69.23%)	5.00	0.00	5.00	327	4.30	0.91	5.00	8996	4.22	0.90	4.00	


1 - LEARNING												
I learned something that I consider valuable.												
Response Option		Weight	Frequency	Percent	Percent Responses	Means						
Strongly Disagree		(1)	0	0.00%		5.00	4.31	4.29				
Disagree		(2)	0	0.00%								
Neutral		(3)	0	0.00%								
Agree		(4)	0	0.00%								
Strongly Agree		(5)	9	100.00%								
					0	25	50	100	Question	Department	College	
Response Rate	Mean	STD	Median	Department	Mean	STD	Median	College	Mean	STD	Median	
9/13 (69.23%)	5.00	0.00	5.00	325	4.31	0.94	5.00	8917	4.29	0.88	4.00	

1 - LEARNING												
My interest in the subject increased as a consequence of this course.												
Response Option		Weight	Frequency	Percent	Percent Responses	Means						
Strongly Disagree		(1)	0	0.00%		4.89	4.09	3.95				
Disagree		(2)	0	0.00%								
Neutral		(3)	0	0.00%								
Agree		(4)	1	11.11%								
Strongly Agree		(5)	8	88.89%								
					0	25	50	100	Question	Department	College	
Response Rate	Mean	STD	Median	Department	Mean	STD	Median	College	Mean	STD	Median	
9/13 (69.23%)	4.89	0.33	5.00	327	4.09	1.11	4.00	8901	3.95	1.11	4.00	


1 - LEARNING												
I learned and understood the subject materials of this course.												
Response Option		Weight	Frequency	Percent	Percent Responses	Means						
Strongly Disagree		(1)	0	0.00%		4.89	4.20	4.17				
Disagree		(2)	0	0.00%								
Neutral		(3)	0	0.00%								
Agree		(4)	1	11.11%								
Strongly Agree		(5)	8	88.89%								
					0	25	50	100	Question	Department	College	
Response Rate	Mean	STD	Median	Department	Mean	STD	Median	College	Mean	STD	Median	
9/13 (69.23%)	4.89	0.33	5.00	325	4.20	0.97	4.00	8885	4.17	0.92	4.00	

**Course:** PHIL3650001.1231: 23SP PHIL3650-001: Philosophy Of Mind  
**Instructor:** Yanssel Garcia \*  
**Response Rate:** 9/13 (69.23 %)

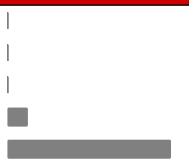
**2 - ENTHUSIASM, Feedback for Yanssel Garcia: -**  
**Instructor was enthusiastic about teaching this course.**

Response Option	Weight	Frequency	Percent	Percent Responses	Means																										
Strongly Disagree	(1)	0	0.00%		5.00	4.45	4.36																								
Disagree	(2)	0	0.00%																												
Neutral	(3)	0	0.00%																												
Agree	(4)	0	0.00%																												
Strongly Agree	(5)	9	100.00%																												
<table border="1"> <thead> <tr> <th>Response Rate</th> <th>Mean</th> <th>STD</th> <th>Median</th> <th>Department</th> <th>Mean</th> <th>STD</th> <th>Median</th> <th>College</th> <th>Mean</th> <th>STD</th> <th>Median</th> </tr> </thead> <tbody> <tr> <td>9/13 (69.23%)</td> <td>5.00</td> <td>0.00</td> <td>5.00</td> <td>327</td> <td>4.45</td> <td>0.82</td> <td>5.00</td> <td>9034</td> <td>4.36</td> <td>0.88</td> <td>5.00</td> </tr> </tbody> </table>					Response Rate	Mean	STD	Median	Department	Mean	STD	Median	College	Mean	STD	Median	9/13 (69.23%)	5.00	0.00	5.00	327	4.45	0.82	5.00	9034	4.36	0.88	5.00			
Response Rate	Mean	STD	Median	Department	Mean	STD	Median	College	Mean	STD	Median																				
9/13 (69.23%)	5.00	0.00	5.00	327	4.45	0.82	5.00	9034	4.36	0.88	5.00																				


**2 - ENTHUSIASM, Feedback for Yanssel Garcia: -**  
**Instructor was dynamic and energetic in conducting the course.**

Response Option	Weight	Frequency	Percent	Percent Responses	Means																										
Strongly Disagree	(1)	0	0.00%		5.00	4.35	4.25																								
Disagree	(2)	0	0.00%																												
Neutral	(3)	0	0.00%																												
Agree	(4)	0	0.00%																												
Strongly Agree	(5)	9	100.00%																												
<table border="1"> <thead> <tr> <th>Response Rate</th> <th>Mean</th> <th>STD</th> <th>Median</th> <th>Department</th> <th>Mean</th> <th>STD</th> <th>Median</th> <th>College</th> <th>Mean</th> <th>STD</th> <th>Median</th> </tr> </thead> <tbody> <tr> <td>9/13 (69.23%)</td> <td>5.00</td> <td>0.00</td> <td>5.00</td> <td>327</td> <td>4.35</td> <td>0.93</td> <td>5.00</td> <td>8995</td> <td>4.25</td> <td>0.96</td> <td>5.00</td> </tr> </tbody> </table>					Response Rate	Mean	STD	Median	Department	Mean	STD	Median	College	Mean	STD	Median	9/13 (69.23%)	5.00	0.00	5.00	327	4.35	0.93	5.00	8995	4.25	0.96	5.00			
Response Rate	Mean	STD	Median	Department	Mean	STD	Median	College	Mean	STD	Median																				
9/13 (69.23%)	5.00	0.00	5.00	327	4.35	0.93	5.00	8995	4.25	0.96	5.00																				

**2 - ENTHUSIASM, Feedback for Yanssel Garcia: -**  
**Instructor enhanced presentations with use of humor.**

Response Option	Weight	Frequency	Percent	Percent Responses	Means																										
Strongly Disagree	(1)	0	0.00%		4.89	4.16	4.09																								
Disagree	(2)	0	0.00%																												
Neutral	(3)	0	0.00%																												
Agree	(4)	1	11.11%																												
Strongly Agree	(5)	8	88.89%																												
<table border="1"> <thead> <tr> <th>Response Rate</th> <th>Mean</th> <th>STD</th> <th>Median</th> <th>Department</th> <th>Mean</th> <th>STD</th> <th>Median</th> <th>College</th> <th>Mean</th> <th>STD</th> <th>Median</th> </tr> </thead> <tbody> <tr> <td>9/13 (69.23%)</td> <td>4.89</td> <td>0.33</td> <td>5.00</td> <td>327</td> <td>4.16</td> <td>1.05</td> <td>5.00</td> <td>9001</td> <td>4.09</td> <td>1.04</td> <td>4.00</td> </tr> </tbody> </table>					Response Rate	Mean	STD	Median	Department	Mean	STD	Median	College	Mean	STD	Median	9/13 (69.23%)	4.89	0.33	5.00	327	4.16	1.05	5.00	9001	4.09	1.04	4.00			
Response Rate	Mean	STD	Median	Department	Mean	STD	Median	College	Mean	STD	Median																				
9/13 (69.23%)	4.89	0.33	5.00	327	4.16	1.05	5.00	9001	4.09	1.04	4.00																				

**2 - ENTHUSIASM, Feedback for Yanssel Garcia: -**  
**Instructor's style of presentation held my interest during the course.**

Response Option	Weight	Frequency	Percent	Percent Responses	Means																										
Strongly Disagree	(1)	0	0.00%		4.89	4.08	4.00																								
Disagree	(2)	0	0.00%																												
Neutral	(3)	0	0.00%																												
Agree	(4)	1	11.11%																												
Strongly Agree	(5)	8	88.89%																												
<table border="1"> <thead> <tr> <th>Response Rate</th> <th>Mean</th> <th>STD</th> <th>Median</th> <th>Department</th> <th>Mean</th> <th>STD</th> <th>Median</th> <th>College</th> <th>Mean</th> <th>STD</th> <th>Median</th> </tr> </thead> <tbody> <tr> <td>9/13 (69.23%)</td> <td>4.89</td> <td>0.33</td> <td>5.00</td> <td>324</td> <td>4.08</td> <td>1.10</td> <td>4.00</td> <td>8973</td> <td>4.00</td> <td>1.13</td> <td>4.00</td> </tr> </tbody> </table>					Response Rate	Mean	STD	Median	Department	Mean	STD	Median	College	Mean	STD	Median	9/13 (69.23%)	4.89	0.33	5.00	324	4.08	1.10	4.00	8973	4.00	1.13	4.00			
Response Rate	Mean	STD	Median	Department	Mean	STD	Median	College	Mean	STD	Median																				
9/13 (69.23%)	4.89	0.33	5.00	324	4.08	1.10	4.00	8973	4.00	1.13	4.00																				



**Course:** PHIL3650001.1231: 23SP PHIL3650-001: Philosophy Of Mind  
**Instructor:** Yanssel Garcia \*  
**Response Rate:** 9/13 (69.23 %)

**3 - ORGANIZATION, Feedback for Yanssel Garcia: -**  
Instructor's explanations were clear.

Response Option	Weight	Frequency	Percent	Percent Responses	Means							
Strongly Disagree	(1)	0	0.00%		4.78	4.16	4.18					
Disagree	(2)	0	0.00%									
Neutral	(3)	0	0.00%									
Agree	(4)	2	22.22%									
Strongly Agree	(5)	7	77.78%									
					0	25	50	100	Question	Department	College	
Response Rate	Mean	STD	Median	Department	Mean	STD	Median	College	Mean	STD	Median	
9/13 (69.23%)	4.78	0.44	5.00	327	4.16	1.00	4.00	9022	4.18	0.98	4.00	

**3 - ORGANIZATION, Feedback for Yanssel Garcia: -**  
Instructor's materials were well prepared and carefully explained.

Response Option	Weight	Frequency	Percent	Percent Responses	Means							
Strongly Disagree	(1)	0	0.00%		4.89	4.24	4.25					
Disagree	(2)	0	0.00%									
Neutral	(3)	0	0.00%									
Agree	(4)	1	11.11%									
Strongly Agree	(5)	8	88.89%									
					0	25	50	100	Question	Department	College	
Response Rate	Mean	STD	Median	Department	Mean	STD	Median	College	Mean	STD	Median	
9/13 (69.23%)	4.89	0.33	5.00	327	4.24	0.96	5.00	8993	4.25	0.95	5.00	

**3 - ORGANIZATION, Feedback for Yanssel Garcia: -**  
Proposed objectives agreed with those actually taught so I knew where the course was going.

Response Option	Weight	Frequency	Percent	Percent Responses	Means							
Strongly Disagree	(1)	0	0.00%		5.00	4.27	4.30					
Disagree	(2)	0	0.00%									
Neutral	(3)	0	0.00%									
Agree	(4)	0	0.00%									
Strongly Agree	(5)	8	100.00%									
					0	25	50	100	Question	Department	College	
Response Rate	Mean	STD	Median	Department	Mean	STD	Median	College	Mean	STD	Median	
8/13 (61.54%)	5.00	0.00	5.00	324	4.27	0.90	4.00	8987	4.30	0.89	5.00	

**3 - ORGANIZATION, Feedback for Yanssel Garcia: -**  
Instructor's presentation facilitated my organization of content.

Response Option	Weight	Frequency	Percent	Percent Responses	Means							
Strongly Disagree	(1)	0	0.00%		4.89	4.13	4.19					
Disagree	(2)	0	0.00%									
Neutral	(3)	0	0.00%									
Agree	(4)	1	11.11%									
Strongly Agree	(5)	8	88.89%									
					0	25	50	100	Question	Department	College	
Response Rate	Mean	STD	Median	Department	Mean	STD	Median	College	Mean	STD	Median	
9/13 (69.23%)	4.89	0.33	5.00	324	4.13	0.99	4.00	8955	4.19	0.98	4.00	

**Course:** PHIL3650001.1231: 23SP PHIL3650-001: Philosophy Of Mind  
**Instructor:** Yanssel Garcia \*  
**Response Rate:** 9/13 (69.23 %)

4 - GROUP INTERACTION												
Students were encouraged to participate in course discussions.												
Response Option		Weight	Frequency	Percent	Percent Responses	Means						
Strongly Disagree		(1)	0	0.00%		4.44	4.44	4.27				
Disagree		(2)	0	0.00%								
Neutral		(3)	1	11.11%								
Agree		(4)	3	33.33%								
Strongly Agree		(5)	5	55.56%								
Response Rate		Mean	STD	Median	Department	Mean	STD	Median	College	Mean	STD	Median
9/13 (69.23%)		4.44	0.73	5.00	327	4.44	0.84	5.00	8947	4.27	0.93	5.00

4 - GROUP INTERACTION												
Students were invited to share their ideas and knowledge.												
Response Option		Weight	Frequency	Percent	Percent Responses	Means						
Strongly Disagree		(1)	0	0.00%		4.78	4.52	4.30				
Disagree		(2)	0	0.00%								
Neutral		(3)	0	0.00%								
Agree		(4)	2	22.22%								
Strongly Agree		(5)	7	77.78%								
Response Rate		Mean	STD	Median	Department	Mean	STD	Median	College	Mean	STD	Median
9/13 (69.23%)		4.78	0.44	5.00	327	4.52	0.77	5.00	8927	4.30	0.90	5.00

4 - GROUP INTERACTION												
Students were encouraged to ask questions and given meaningful answers.												
Response Option		Weight	Frequency	Percent	Percent Responses	Means						
Strongly Disagree		(1)	0	0.00%		5.00	4.50	4.36				
Disagree		(2)	0	0.00%								
Neutral		(3)	0	0.00%								
Agree		(4)	0	0.00%								
Strongly Agree		(5)	9	100.00%								
Response Rate		Mean	STD	Median	Department	Mean	STD	Median	College	Mean	STD	Median
9/13 (69.23%)		5.00	0.00	5.00	325	4.50	0.80	5.00	8909	4.36	0.85	5.00

4 - GROUP INTERACTION												
Students were encouraged to express their own ideas and/or question the instructor.												
Response Option		Weight	Frequency	Percent	Percent Responses	Means						
Strongly Disagree		(1)	0	0.00%		4.89	4.52	4.29				
Disagree		(2)	0	0.00%								
Neutral		(3)	0	0.00%								
Agree		(4)	1	11.11%								
Strongly Agree		(5)	8	88.89%								
Response Rate		Mean	STD	Median	Department	Mean	STD	Median	College	Mean	STD	Median
9/13 (69.23%)		4.89	0.33	5.00	325	4.52	0.79	5.00	8873	4.29	0.91	5.00



**Course:** PHIL3650001.1231: 23SP PHIL3650-001: Philosophy Of Mind  
**Instructor:** Yanssel Garcia \*  
**Response Rate:** 9/13 (69.23 %)

**5 - INDIVIDUAL RAPPORT, Feedback for Yanssel Garcia: -**  
Instructor was friendly towards individual students.

Response Option	Weight	Frequency	Percent	Percent Responses	Means						
Strongly Disagree	(1)	0	0.00%		5.00	4.45	4.42				
Disagree	(2)	0	0.00%								
Neutral	(3)	0	0.00%								
Agree	(4)	0	0.00%								
Strongly Agree	(5)	9	100.00%								
					Question	Department	College				
Response Rate	Mean	STD	Median	Department	Mean	STD	Median	College	Mean	STD	Median
9/13 (69.23%)	5.00	0.00	5.00	326	4.45	0.85	5.00	9018	4.42	0.83	5.00

**5 - INDIVIDUAL RAPPORT, Feedback for Yanssel Garcia: -**  
Instructor made students feel welcome in seeking help/advice.

Response Option	Weight	Frequency	Percent	Percent Responses	Means						
Strongly Disagree	(1)	0	0.00%		5.00	4.40	4.40				
Disagree	(2)	0	0.00%								
Neutral	(3)	0	0.00%								
Agree	(4)	0	0.00%								
Strongly Agree	(5)	9	100.00%								
					Question	Department	College				
Response Rate	Mean	STD	Median	Department	Mean	STD	Median	College	Mean	STD	Median
9/13 (69.23%)	5.00	0.00	5.00	326	4.40	0.88	5.00	8997	4.40	0.87	5.00

**5 - INDIVIDUAL RAPPORT, Feedback for Yanssel Garcia: -**  
Instructor had a genuine interest in individual students.

Response Option	Weight	Frequency	Percent	Percent Responses	Means						
Strongly Disagree	(1)	0	0.00%		5.00	4.29	4.25				
Disagree	(2)	0	0.00%								
Neutral	(3)	0	0.00%								
Agree	(4)	0	0.00%								
Strongly Agree	(5)	9	100.00%								
					Question	Department	College				
Response Rate	Mean	STD	Median	Department	Mean	STD	Median	College	Mean	STD	Median
9/13 (69.23%)	5.00	0.00	5.00	326	4.29	0.96	5.00	8996	4.25	0.96	5.00

**5 - INDIVIDUAL RAPPORT, Feedback for Yanssel Garcia: -**  
Instructor was adequately accessible to students.

Response Option	Weight	Frequency	Percent	Percent Responses	Means						
Strongly Disagree	(1)	0	0.00%		5.00	4.39	4.36				
Disagree	(2)	0	0.00%								
Neutral	(3)	0	0.00%								
Agree	(4)	0	0.00%								
Strongly Agree	(5)	9	100.00%								
					Question	Department	College				
Response Rate	Mean	STD	Median	Department	Mean	STD	Median	College	Mean	STD	Median
9/13 (69.23%)	5.00	0.00	5.00	324	4.39	0.86	5.00	8973	4.36	0.89	5.00

**Course:** PHIL3650001.1231: 23SP PHIL3650-001: Philosophy Of Mind  
**Instructor:** Yanssel Garcia \*  
**Response Rate:** 9/13 (69.23 %)

**6 - BREADTH, Feedback for Yanssel Garcia: -**

Instructor contrasted the implications of various theories.

Response Option				Weight	Frequency	Percent	Percent Responses	Means						
Strongly Disagree	(1)	0	0.00%											
Disagree	(2)	0	0.00%											
Neutral	(3)	0	0.00%											
Agree	(4)	1	11.11%											
Strongly Agree	(5)	8	88.89%											
<b>Response Rate</b>				<b>Mean</b>	<b>STD</b>	<b>Median</b>	<b>Department</b>	<b>Mean</b>	<b>STD</b>	<b>Median</b>	<b>College</b>	<b>Mean</b>	<b>STD</b>	<b>Median</b>
9/13 (69.23%)				4.89	0.33	5.00	325	4.43	0.81	5.00	9011	4.20	0.88	4.00

**6 - BREADTH, Feedback for Yanssel Garcia: -**

Instructor presented the background or origin of ideas/concepts developed.

Response Option				Weight	Frequency	Percent	Percent Responses	Means						
Strongly Disagree	(1)	0	0.00%											
Disagree	(2)	0	0.00%											
Neutral	(3)	0	0.00%											
Agree	(4)	0	0.00%											
Strongly Agree	(5)	9	100.00%											
<b>Response Rate</b>				<b>Mean</b>	<b>STD</b>	<b>Median</b>	<b>Department</b>	<b>Mean</b>	<b>STD</b>	<b>Median</b>	<b>College</b>	<b>Mean</b>	<b>STD</b>	<b>Median</b>
9/13 (69.23%)				5.00	0.00	5.00	324	4.48	0.77	5.00	8983	4.26	0.86	4.00

**6 - BREADTH, Feedback for Yanssel Garcia: -**

Instructor presented point of view other than his/her own when appropriate.

Response Option				Weight	Frequency	Percent	Percent Responses	Means						
Strongly Disagree	(1)	0	0.00%											
Disagree	(2)	0	0.00%											
Neutral	(3)	0	0.00%											
Agree	(4)	0	0.00%											
Strongly Agree	(5)	9	100.00%											
<b>Response Rate</b>				<b>Mean</b>	<b>STD</b>	<b>Median</b>	<b>Department</b>	<b>Mean</b>	<b>STD</b>	<b>Median</b>	<b>College</b>	<b>Mean</b>	<b>STD</b>	<b>Median</b>
9/13 (69.23%)				5.00	0.00	5.00	325	4.46	0.80	5.00	8984	4.23	0.88	4.00

**6 - BREADTH, Feedback for Yanssel Garcia: -**

Instructor adequately discussed current developments in the field.

Response Option				Weight	Frequency	Percent	Percent Responses	Means						
Strongly Disagree	(1)	0	0.00%											
Disagree	(2)	0	0.00%											
Neutral	(3)	0	0.00%											
Agree	(4)	2	22.22%											
Strongly Agree	(5)	7	77.78%											
<b>Response Rate</b>				<b>Mean</b>	<b>STD</b>	<b>Median</b>	<b>Department</b>	<b>Mean</b>	<b>STD</b>	<b>Median</b>	<b>College</b>	<b>Mean</b>	<b>STD</b>	<b>Median</b>
9/13 (69.23%)				4.78	0.44	5.00	322	4.34	0.84	5.00	8946	4.22	0.89	4.00

**Course:** PHIL3650001.1231: 23SP PHIL3650-001: Philosophy Of Mind  
**Instructor:** Yanssel Garcia \*  
**Response Rate:** 9/13 (69.23 %)

7 - ASSESSMENT & EVALUATION												
Feedback on examinations/graded material was valuable.												
Response Option	Weight	Frequency	Percent	Percent Responses	Means							
Strongly Disagree	(1)	0	0.00%		5.00	4.09	4.16					
Disagree	(2)	0	0.00%									
Neutral	(3)	0	0.00%									
Agree	(4)	0	0.00%									
Strongly Agree	(5)	9	100.00%									
					0	25	50	100	Question	Department	College	
Response Rate	Mean	STD	Median	Department	Mean	STD	Median	College	Mean	STD	Median	
9/13 (69.23%)	5.00	0.00	5.00	327	4.09	1.05	4.00	8935	4.16	1.01	4.00	

7 - ASSESSMENT & EVALUATION												
Feedback on examinations/graded material was timely.												
Response Option	Weight	Frequency	Percent	Percent Responses	Means							
Strongly Disagree	(1)	0	0.00%		4.67	4.06	4.18					
Disagree	(2)	0	0.00%									
Neutral	(3)	1	11.11%									
Agree	(4)	1	11.11%									
Strongly Agree	(5)	7	77.78%									
					0	25	50	100	Question	Department	College	
Response Rate	Mean	STD	Median	Department	Mean	STD	Median	College	Mean	STD	Median	
9/13 (69.23%)	4.67	0.71	5.00	327	4.06	1.13	4.00	8918	4.18	1.00	4.00	

7 - ASSESSMENT & EVALUATION												
Methods of evaluating student work were fair and appropriate.												
Response Option	Weight	Frequency	Percent	Percent Responses	Means							
Strongly Disagree	(1)	0	0.00%		5.00	4.29	4.30					
Disagree	(2)	0	0.00%									
Neutral	(3)	0	0.00%									
Agree	(4)	0	0.00%									
Strongly Agree	(5)	9	100.00%									
					0	25	50	100	Question	Department	College	
Response Rate	Mean	STD	Median	Department	Mean	STD	Median	College	Mean	STD	Median	
9/13 (69.23%)	5.00	0.00	5.00	325	4.29	0.93	5.00	8898	4.30	0.90	5.00	

7 - ASSESSMENT & EVALUATION												
Examinations/graded materials tested course content as emphasized by the instructor.												
Response Option	Weight	Frequency	Percent	Percent Responses	Means							
Strongly Disagree	(1)	0	0.00%		5.00	4.34	4.31					
Disagree	(2)	0	0.00%									
Neutral	(3)	0	0.00%									
Agree	(4)	0	0.00%									
Strongly Agree	(5)	9	100.00%									
					0	25	50	100	Question	Department	College	
Response Rate	Mean	STD	Median	Department	Mean	STD	Median	College	Mean	STD	Median	
9/13 (69.23%)	5.00	0.00	5.00	323	4.34	0.91	5.00	8874	4.31	0.88	5.00	



**Course:** PHIL3650001.1231: 23SP PHIL3650-001: Philosophy Of Mind  
**Instructor:** Yanssel Garcia \*  
**Response Rate:** 9/13 (69.23 %)

8 - ASSIGNMENTS												
Required readings/texts were valuable.												
Response Option		Weight	Frequency	Percent	Percent Responses	Means						
Strongly Disagree		(1)	0	0.00%		4.67		4.27		4.11		
Disagree		(2)	0	0.00%								
Neutral		(3)	0	0.00%								
Agree		(4)	3	33.33%								
Strongly Agree		(5)	6	66.67%								
Response Rate		Mean	STD	Median	Department	Mean	STD	Median	College	Mean	STD	Median
9/13 (69.23%)		4.67	0.50	5.00	325	4.27	0.89	4.00	8911	4.11	0.97	4.00

8 - ASSIGNMENTS												
Readings, homework, laboratories contributed to appreciation and understanding of the subject.												
Response Option		Weight	Frequency	Percent	Percent Responses	Means						
Strongly Disagree		(1)	0	0.00%		4.67		4.31		4.25		
Disagree		(2)	0	0.00%								
Neutral		(3)	0	0.00%								
Agree		(4)	3	33.33%								
Strongly Agree		(5)	6	66.67%								
Response Rate		Mean	STD	Median	Department	Mean	STD	Median	College	Mean	STD	Median
9/13 (69.23%)		4.67	0.50	5.00	322	4.31	0.84	4.00	8843	4.25	0.89	4.00


9 - OVERALL:												
Compared with other courses I have taken at UNO, this course is:												
Response Option		Weight	Frequency	Percent	Percent Responses	Means						
Very Poor		(1)	0	0.00%		4.89		4.06		4.03		
Poor		(2)	0	0.00%								
Average		(3)	0	0.00%								
Good		(4)	1	11.11%								
Very Good		(5)	8	88.89%								
Response Rate		Mean	STD	Median	Department	Mean	STD	Median	College	Mean	STD	Median
9/13 (69.23%)		4.89	0.33	5.00	326	4.06	1.04	4.00	8924	4.03	0.99	4.00

9 - OVERALL:												
Compared with other instructors I have had at UNO, this instructor is:												
Response Option		Weight	Frequency	Percent	Percent Responses	Means						
Very Poor		(1)	0	0.00%		5.00		4.20		4.18		
Poor		(2)	0	0.00%								
Average		(3)	0	0.00%								
Good		(4)	0	0.00%								
Very Good		(5)	9	100.00%								
Response Rate		Mean	STD	Median	Department	Mean	STD	Median	College	Mean	STD	Median
9/13 (69.23%)		5.00	0.00	5.00	327	4.20	1.00	5.00	8874	4.18	1.00	4.00




**Course:** PHIL3650001.1231: 23SP PHIL3650-001: Philosophy Of Mind  
**Instructor:** Yanssel Garcia \*  
**Response Rate:** 9/13 (69.23 %)


**10 - Course pace was:**

Response Option	Weight	Frequency	Percent	Percent Responses	Means							
Too slow	(1)	0	0.00%			3.44	3.13	3.22	Question	Department	College	
Slow	(2)	0	0.00%									
About right	(3)	5	55.56%	██████████								
Fast	(4)	4	44.44%	██████████								
Too Fast	(5)	0	0.00%									
0 25 50 100					Question	Department	College					
Response Rate	Mean	STD	Median	Department	Mean	STD	Median	College	Mean	STD	Median	
9/13 (69.23%)	3.44	0.53	3.00	326	3.13	0.48	3.00	8917	3.22	0.58	3.00	


**11 - Hours per week required outside of class:**

Response Option	Weight	Frequency	Percent	Percent Responses	Means							
0-2	(1)	0	0.00%			2.67	2.16	2.36	Question	Department	College	
2 - 4	(2)	3	33.33%	██████								
5 to 7	(3)	6	66.67%	██████████								
8 to 10	(4)	0	0.00%									
More than 10	(5)	0	0.00%									
0 25 50 100					Question	Department	College					
Response Rate	Mean	STD	Median	Department	Mean	STD	Median	College	Mean	STD	Median	
9/13 (69.23%)	2.67	0.50	3.00	326	2.16	0.87	2.00	8943	2.36	0.99	2.00	

**12 - Course difficulty, relative to other courses was:**

Response Option	Weight	Frequency	Percent	Percent Responses	Means							
Very easy	(1)	0	0.00%			3.89	3.07	3.18	Question	Department	College	
Easy	(2)	0	0.00%									
Average	(3)	2	22.22%	██████								
Difficult	(4)	6	66.67%	██████████								
Very difficult	(5)	1	11.11%	████								
0 25 50 100					Question	Department	College					
Response Rate	Mean	STD	Median	Department	Mean	STD	Median	College	Mean	STD	Median	
9/13 (69.23%)	3.89	0.60	4.00	326	3.07	0.88	3.00	8940	3.18	0.88	3.00	

**13 - Course workload, relative to other courses was:**

Response Option	Weight	Frequency	Percent	Percent Responses	Means							
Very light	(1)	0	0.00%			3.22	2.88	2.99	Question	Department	College	
Light	(2)	1	11.11%	████								
Average	(3)	5	55.56%	██████████								
Heavy	(4)	3	33.33%	██████████								
Very heavy	(5)	0	0.00%									
0 25 50 100					Question	Department	College					
Response Rate	Mean	STD	Median	Department	Mean	STD	Median	College	Mean	STD	Median	
9/13 (69.23%)	3.22	0.67	3.00	327	2.88	0.79	3.00	8929	2.99	0.83	3.00	

**Course:** PHIL3650001.1231: 23SP PHIL3650-001: Philosophy Of Mind  
**Instructor:** Yanssel Garcia \*  
**Response Rate:** 9/13 (69.23 %)

14 - Credit hours completed prior to this semester:													
Response Option	Weight	Frequency	Percent	Percent Responses	Means								
Freshmen <26	(1)	1	11.11%			3.00		2.58		2.53			
Sophomore (26-57)	(2)	1	11.11%										
Junior (58-90)	(3)	4	44.44%										
Senior (90 + )	(4)	3	33.33%										
Graduate	(5)	0	0.00%										
					0	25	50	100	Question	Department	College		
Response Rate	Mean	STD	Median	Department	Mean	STD	Median	College	Mean	STD	Median		
9/13 (69.23%)	3.00	1.00	3.00	324	2.58	1.13	2.50	8920	2.53	1.26	2.00		

15 - Expected grade in the course:													
Response Option	Weight	Frequency	Percent	Percent Responses	Means								
F	(1)	0	0.00%			4.33		4.51		4.41			
D	(2)	1	11.11%										
C- to C +	(3)	0	0.00%										
B- to B +	(4)	3	33.33%										
A - to A +	(5)	5	55.56%										
					0	25	50	100	Question	Department	College		
Response Rate	Mean	STD	Median	Department	Mean	STD	Median	College	Mean	STD	Median		
9/13 (69.23%)	4.33	1.00	5.00	325	4.51	0.71	5.00	8908	4.41	0.80	5.00		

16 - Overall GPA at UNO (Leave blank if not established)													
Response Option	Weight	Frequency	Percent	Percent Responses	Means								
< 1.7	(1)	0	0.00%			3.63		3.68		3.66			
1.7 to 2.5	(2)	1	12.50%										
2.51 to 3.3	(3)	1	12.50%										
3.31 to 4.0	(4)	6	75.00%										
					0	25	50	100	Question	Department	College		
Response Rate	Mean	STD	Median	Department	Mean	STD	Median	College	Mean	STD	Median		
8/13 (61.54%)	3.63	0.74	4.00	272	3.68	0.57	4.00	7616	3.66	0.58	4.00		

17 - This course for me was:													
Response Option	Weight	Frequency	Percent	Percent Responses	Means								
Required	(1)	4	44.44%			1.56		1.60		1.23			
Elective	(2)	5	55.56%										
					0	25	50	100	Question	Department	College		
Response Rate	Mean	STD	Median	Department	Mean	STD	Median	College	Mean	STD	Median		
9/13 (69.23%)	1.56	0.53	2.00	324	1.60	0.49	2.00	8875	1.23	0.42	1.00		

18 - Level of interest in this subject prior to this course:													
Response Option	Weight	Frequency	Percent	Percent Responses	Means								
Very Low	(1)	0	0.00%			4.13		3.22		3.20			
Low	(2)	0	0.00%										
Medium	(3)	2	25.00%										
High	(4)	3	37.50%										
Very High	(5)	3	37.50%										
					0	25	50	100	Question	Department	College		
Response Rate	Mean	STD	Median	Department	Mean	STD	Median	College	Mean	STD	Median		
8/13 (61.54%)	4.13	0.83	4.00	323	3.22	1.11	3.00	8917	3.20	1.06	3.00		

**Course:** PHIL3650001.1231: 23SP PHIL3650-001: Philosophy Of Mind  
**Instructor:** Yanssel Garcia \*  
**Response Rate:** 9/13 (69.23 %)

**19 - Which characteristics of Yanssel Garcia or course have been most valuable to your learning experience? -**

Response Rate	8/13 (61.54%)
<ul style="list-style-type: none"> <li>• his willingness to listen to student ideas and make sure everyone understands before moving on, additionally his way of explaining somebody's comment without making them feel less than. It makes me want to participate. This is my favorite class.</li> <li>• Dr. Garcia is by far one of the best professors at UNO. His passion for the subject bleeds through in such a way that even someone who didn't care for philosophy would find it fascinating. He also has done a great job of making himself very approachable, and I know that he never (outwardly at least) judges a student for asking a question. He makes the class fun, does his best to get the students to really think outside the box, and facilitates a safe environment as well.</li> <li>• you can tell he is passionate about what he is teaching which makes class overall a positive and fun environment. he is also just VERY well spoken and great at explaining things. 10/10</li> <li>• Very good at explaining complex topics and ideas. The notes he left on papers were actually useful criticism and he was always willing to help.</li> <li>• Dr. Garcia is clearly evidently passionate about the topics covered in the course</li> <li>• He is a great explainer of things. This is far and away my favorite class in spite of it being the hardest one I'm taking (and the one I'm getting the worst grade in).</li> <li>• Yanssel is one of the most enthusiastic professors I have ever had. I have never met a professor who is so knowledgeable and cares so deeply about the subject he teaches. He clearly understands it fully and truly wants us to understand it as best as possible. He goes in depth when people are confused, and his lectures are never boring because he actually seems passionate.</li> <li>• His charisma and sense of fashion made me want to come to class. He properly understands that aesthetic has moral value and persuasive power.</li> </ul>	

**20 - Which characteristics of Yanssel Garcia or course are most important for him/her to improve upon? (particularly aspects not covered by the rating items) -**

Response Rate	7/13 (53.85%)
<ul style="list-style-type: none"> <li>• maybe one or two extra small assignments to be graded, only having the 2 tests and 2 essays (and completion discussions) made me a little worried about my grade, but otherwise this class is entirely enjoyable!</li> <li>• Not so much improve on, but I really liked when we stopped doing the fill in the blank worksheets, and instead were asked to explain the week's new theory to our peers, and/or try to find objections. I hope Dr. Garcia continues that moving forward.</li> <li>• no</li> <li>• NA</li> <li>• Nothing, just keep doing whatcha doing</li> <li>• I really like Yanssels style of teaching, but if I were to offer any improvements, I would say more group work to keep everyone involved. But he began to do that at the second half of the semester and it was helpful.</li> <li>• His appreciation of puns is quite puny. He needs to work in that. You need to keep this in Mind, Yanssel</li> </ul>	

Mean of Means Calculations	Mean	Department	College	
Assessment and Evaluation	4.92	4.20	4.24	
Assignments	4.67	4.29	4.18	
Breadth	4.92	4.43	4.23	
Enthusiasm	4.95	4.26	4.18	
Group Interaction	4.78	4.50	4.31	
Individual Rapport	5.00	4.38	4.36	
Learning	4.95	4.23	4.16	
Organization	4.89	4.20	4.23	
Overall	4.95	4.13	4.11	

**Course:** PHIL3650001.1231: 23SP PSYC3650-001: Philosophy Of Mind  
**Instructor:** Yanssel Garcia \*  
**Response Rate:** 7/8 (87.50 %)

1 - LEARNING												
I found this course intellectually challenging and stimulating.												
Response Option		Weight	Frequency	Percent	Percent Responses	Means						
Strongly Disagree		(1)	0	0.00%		4.86	4.21	4.22				
Disagree		(2)	0	0.00%								
Neutral		(3)	0	0.00%								
Agree		(4)	1	14.29%								
Strongly Agree		(5)	6	85.71%								
Response Rate		Mean	STD	Median	Department	Mean	STD	Median	College	Mean	STD	Median
7/8 (87.50%)		4.86	0.38	5.00	1591	4.21	0.85	4.00	8996	4.22	0.90	4.00

1 - LEARNING												
I learned something that I consider valuable.												
Response Option		Weight	Frequency	Percent	Percent Responses	Means						
Strongly Disagree		(1)	0	0.00%		4.71	4.39	4.29				
Disagree		(2)	0	0.00%								
Neutral		(3)	0	0.00%								
Agree		(4)	2	28.57%								
Strongly Agree		(5)	5	71.43%								
Response Rate		Mean	STD	Median	Department	Mean	STD	Median	College	Mean	STD	Median
7/8 (87.50%)		4.71	0.49	5.00	1579	4.39	0.76	5.00	8917	4.29	0.88	4.00

1 - LEARNING												
My interest in the subject increased as a consequence of this course.												
Response Option		Weight	Frequency	Percent	Percent Responses	Means						
Strongly Disagree		(1)	0	0.00%		4.29	4.06	3.95				
Disagree		(2)	0	0.00%								
Neutral		(3)	1	14.29%								
Agree		(4)	3	42.86%								
Strongly Agree		(5)	3	42.86%								
Response Rate		Mean	STD	Median	Department	Mean	STD	Median	College	Mean	STD	Median
7/8 (87.50%)		4.29	0.76	4.00	1576	4.06	1.04	4.00	8901	3.95	1.11	4.00

1 - LEARNING												
I learned and understood the subject materials of this course.												
Response Option		Weight	Frequency	Percent	Percent Responses	Means						
Strongly Disagree		(1)	0	0.00%		3.86	4.25	4.17				
Disagree		(2)	1	14.29%								
Neutral		(3)	1	14.29%								
Agree		(4)	3	42.86%								
Strongly Agree		(5)	2	28.57%								
Response Rate		Mean	STD	Median	Department	Mean	STD	Median	College	Mean	STD	Median
7/8 (87.50%)		3.86	1.07	4.00	1571	4.25	0.84	4.00	8885	4.17	0.92	4.00



**Course:** PHIL3650001.1231: 23SP PSYC3650-001: Philosophy Of Mind  
**Instructor:** Yanssel Garcia \*  
**Response Rate:** 7/8 (87.50 %)

**2 - ENTHUSIASM, Feedback for Yanssel Garcia: -**  
**Instructor was enthusiastic about teaching this course.**

Response Option	Weight	Frequency	Percent	Percent Responses	Means						
Strongly Disagree	(1)	0	0.00%		4.86	4.33	4.36				
Disagree	(2)	0	0.00%								
Neutral	(3)	0	0.00%								
Agree	(4)	1	14.29%								
Strongly Agree	(5)	6	85.71%								
					Question	Department	College				
Response Rate	Mean	STD	Median	Department	Mean	STD	Median	College	Mean	STD	Median
7/8 (87.50%)	4.86	0.38	5.00	1585	4.33	0.85	5.00	9034	4.36	0.88	5.00

**2 - ENTHUSIASM, Feedback for Yanssel Garcia: -**  
**Instructor was dynamic and energetic in conducting the course.**

Response Option	Weight	Frequency	Percent	Percent Responses	Means						
Strongly Disagree	(1)	0	0.00%		4.86	4.23	4.25				
Disagree	(2)	0	0.00%								
Neutral	(3)	0	0.00%								
Agree	(4)	1	14.29%								
Strongly Agree	(5)	6	85.71%								
					Question	Department	College				
Response Rate	Mean	STD	Median	Department	Mean	STD	Median	College	Mean	STD	Median
7/8 (87.50%)	4.86	0.38	5.00	1578	4.23	0.92	4.00	8995	4.25	0.96	5.00

**2 - ENTHUSIASM, Feedback for Yanssel Garcia: -**  
**Instructor enhanced presentations with use of humor.**

Response Option	Weight	Frequency	Percent	Percent Responses	Means						
Strongly Disagree	(1)	0	0.00%		4.86	4.07	4.09				
Disagree	(2)	0	0.00%								
Neutral	(3)	0	0.00%								
Agree	(4)	1	14.29%								
Strongly Agree	(5)	6	85.71%								
					Question	Department	College				
Response Rate	Mean	STD	Median	Department	Mean	STD	Median	College	Mean	STD	Median
7/8 (87.50%)	4.86	0.38	5.00	1578	4.07	1.02	4.00	9001	4.09	1.04	4.00

**2 - ENTHUSIASM, Feedback for Yanssel Garcia: -**  
**Instructor's style of presentation held my interest during the course.**

Response Option	Weight	Frequency	Percent	Percent Responses	Means						
Strongly Disagree	(1)	0	0.00%		4.86	4.00	4.00				
Disagree	(2)	0	0.00%								
Neutral	(3)	0	0.00%								
Agree	(4)	1	14.29%								
Strongly Agree	(5)	6	85.71%								
					Question	Department	College				
Response Rate	Mean	STD	Median	Department	Mean	STD	Median	College	Mean	STD	Median
7/8 (87.50%)	4.86	0.38	5.00	1579	4.00	1.09	4.00	8973	4.00	1.13	4.00



**Course:** PHIL3650001.1231: 23SP PSYC3650-001: Philosophy Of Mind  
**Instructor:** Yanssel Garcia \*  
**Response Rate:** 7/8 (87.50 %)

**3 - ORGANIZATION, Feedback for Yanssel Garcia: -**  
Instructor's explanations were clear.

Response Option	Weight	Frequency	Percent	Percent Responses	Means																										
Strongly Disagree	(1)	0	0.00%		4.57	4.27	4.18																								
Disagree	(2)	0	0.00%																												
Neutral	(3)	1	14.29%																												
Agree	(4)	1	14.29%																												
Strongly Agree	(5)	5	71.43%																												
<table border="1"> <thead> <tr> <th>Response Rate</th> <th>Mean</th> <th>STD</th> <th>Median</th> <th>Department</th> <th>Mean</th> <th>STD</th> <th>Median</th> <th>College</th> <th>Mean</th> <th>STD</th> <th>Median</th> </tr> </thead> <tbody> <tr> <td>7/8 (87.50%)</td> <td>4.57</td> <td>0.79</td> <td>5.00</td> <td>1583</td> <td>4.27</td> <td>0.88</td> <td>4.00</td> <td>9022</td> <td>4.18</td> <td>0.98</td> <td>4.00</td> </tr> </tbody> </table>					Response Rate	Mean	STD	Median	Department	Mean	STD	Median	College	Mean	STD	Median	7/8 (87.50%)	4.57	0.79	5.00	1583	4.27	0.88	4.00	9022	4.18	0.98	4.00			
Response Rate	Mean	STD	Median	Department	Mean	STD	Median	College	Mean	STD	Median																				
7/8 (87.50%)	4.57	0.79	5.00	1583	4.27	0.88	4.00	9022	4.18	0.98	4.00																				

**3 - ORGANIZATION, Feedback for Yanssel Garcia: -**  
Instructor's materials were well prepared and carefully explained.

Response Option	Weight	Frequency	Percent	Percent Responses	Means																										
Strongly Disagree	(1)	0	0.00%		4.86	4.32	4.25																								
Disagree	(2)	0	0.00%																												
Neutral	(3)	0	0.00%																												
Agree	(4)	1	14.29%																												
Strongly Agree	(5)	6	85.71%																												
<table border="1"> <thead> <tr> <th>Response Rate</th> <th>Mean</th> <th>STD</th> <th>Median</th> <th>Department</th> <th>Mean</th> <th>STD</th> <th>Median</th> <th>College</th> <th>Mean</th> <th>STD</th> <th>Median</th> </tr> </thead> <tbody> <tr> <td>7/8 (87.50%)</td> <td>4.86</td> <td>0.38</td> <td>5.00</td> <td>1573</td> <td>4.32</td> <td>0.87</td> <td>5.00</td> <td>8993</td> <td>4.25</td> <td>0.95</td> <td>5.00</td> </tr> </tbody> </table>					Response Rate	Mean	STD	Median	Department	Mean	STD	Median	College	Mean	STD	Median	7/8 (87.50%)	4.86	0.38	5.00	1573	4.32	0.87	5.00	8993	4.25	0.95	5.00			
Response Rate	Mean	STD	Median	Department	Mean	STD	Median	College	Mean	STD	Median																				
7/8 (87.50%)	4.86	0.38	5.00	1573	4.32	0.87	5.00	8993	4.25	0.95	5.00																				

**3 - ORGANIZATION, Feedback for Yanssel Garcia: -**  
Proposed objectives agreed with those actually taught so I knew where the course was going.

Response Option	Weight	Frequency	Percent	Percent Responses	Means																										
Strongly Disagree	(1)	0	0.00%		4.86	4.34	4.30																								
Disagree	(2)	0	0.00%																												
Neutral	(3)	0	0.00%																												
Agree	(4)	1	14.29%																												
Strongly Agree	(5)	6	85.71%																												
<table border="1"> <thead> <tr> <th>Response Rate</th> <th>Mean</th> <th>STD</th> <th>Median</th> <th>Department</th> <th>Mean</th> <th>STD</th> <th>Median</th> <th>College</th> <th>Mean</th> <th>STD</th> <th>Median</th> </tr> </thead> <tbody> <tr> <td>7/8 (87.50%)</td> <td>4.86</td> <td>0.38</td> <td>5.00</td> <td>1574</td> <td>4.34</td> <td>0.81</td> <td>4.00</td> <td>8987</td> <td>4.30</td> <td>0.89</td> <td>5.00</td> </tr> </tbody> </table>					Response Rate	Mean	STD	Median	Department	Mean	STD	Median	College	Mean	STD	Median	7/8 (87.50%)	4.86	0.38	5.00	1574	4.34	0.81	4.00	8987	4.30	0.89	5.00			
Response Rate	Mean	STD	Median	Department	Mean	STD	Median	College	Mean	STD	Median																				
7/8 (87.50%)	4.86	0.38	5.00	1574	4.34	0.81	4.00	8987	4.30	0.89	5.00																				

**3 - ORGANIZATION, Feedback for Yanssel Garcia: -**  
Instructor's presentation facilitated my organization of content.

Response Option	Weight	Frequency	Percent	Percent Responses	Means																										
Strongly Disagree	(1)	0	0.00%		4.57	4.25	4.19																								
Disagree	(2)	0	0.00%																												
Neutral	(3)	1	14.29%																												
Agree	(4)	1	14.29%																												
Strongly Agree	(5)	5	71.43%																												
<table border="1"> <thead> <tr> <th>Response Rate</th> <th>Mean</th> <th>STD</th> <th>Median</th> <th>Department</th> <th>Mean</th> <th>STD</th> <th>Median</th> <th>College</th> <th>Mean</th> <th>STD</th> <th>Median</th> </tr> </thead> <tbody> <tr> <td>7/8 (87.50%)</td> <td>4.57</td> <td>0.79</td> <td>5.00</td> <td>1571</td> <td>4.25</td> <td>0.88</td> <td>4.00</td> <td>8955</td> <td>4.19</td> <td>0.98</td> <td>4.00</td> </tr> </tbody> </table>					Response Rate	Mean	STD	Median	Department	Mean	STD	Median	College	Mean	STD	Median	7/8 (87.50%)	4.57	0.79	5.00	1571	4.25	0.88	4.00	8955	4.19	0.98	4.00			
Response Rate	Mean	STD	Median	Department	Mean	STD	Median	College	Mean	STD	Median																				
7/8 (87.50%)	4.57	0.79	5.00	1571	4.25	0.88	4.00	8955	4.19	0.98	4.00																				



**Course:** PHIL3650001.1231: 23SP PSYC3650-001: Philosophy Of Mind  
**Instructor:** Yanssel Garcia \*  
**Response Rate:** 7/8 (87.50 %)

4 - GROUP INTERACTION													
Students were encouraged to participate in course discussions.													
Response Option		Weight	Frequency	Percent	Percent Responses	Means							
Strongly Disagree		(1)	0	0.00%		4.71	4.28	4.27					
Disagree		(2)	0	0.00%									
Neutral		(3)	0	0.00%									
Agree		(4)	2	28.57%									
Strongly Agree		(5)	5	71.43%									
Response Rate		Mean	STD	Median	Department	Mean	STD	Median	College	Mean	STD	Median	
7/8 (87.50%)		4.71	0.49	5.00	1585	4.28	0.90	5.00	8947	4.27	0.93	5.00	

4 - GROUP INTERACTION													
Students were invited to share their ideas and knowledge.													
Response Option		Weight	Frequency	Percent	Percent Responses	Means							
Strongly Disagree		(1)	0	0.00%		4.71	4.37	4.30					
Disagree		(2)	0	0.00%									
Neutral		(3)	0	0.00%									
Agree		(4)	2	28.57%									
Strongly Agree		(5)	5	71.43%									
Response Rate		Mean	STD	Median	Department	Mean	STD	Median	College	Mean	STD	Median	
7/8 (87.50%)		4.71	0.49	5.00	1582	4.37	0.80	5.00	8927	4.30	0.90	5.00	

4 - GROUP INTERACTION													
Students were encouraged to ask questions and given meaningful answers.													
Response Option		Weight	Frequency	Percent	Percent Responses	Means							
Strongly Disagree		(1)	0	0.00%		4.57	4.40	4.36					
Disagree		(2)	0	0.00%									
Neutral		(3)	1	14.29%									
Agree		(4)	1	14.29%									
Strongly Agree		(5)	5	71.43%									
Response Rate		Mean	STD	Median	Department	Mean	STD	Median	College	Mean	STD	Median	
7/8 (87.50%)		4.57	0.79	5.00	1580	4.40	0.76	5.00	8909	4.36	0.85	5.00	

4 - GROUP INTERACTION													
Students were encouraged to express their own ideas and/or question the instructor.													
Response Option		Weight	Frequency	Percent	Percent Responses	Means							
Strongly Disagree		(1)	0	0.00%		4.71	4.37	4.29					
Disagree		(2)	0	0.00%									
Neutral		(3)	0	0.00%									
Agree		(4)	2	28.57%									
Strongly Agree		(5)	5	71.43%									
Response Rate		Mean	STD	Median	Department	Mean	STD	Median	College	Mean	STD	Median	
7/8 (87.50%)		4.71	0.49	5.00	1574	4.37	0.80	5.00	8873	4.29	0.91	5.00	



**Course:** PHIL3650001.1231: 23SP PSYC3650-001: Philosophy Of Mind  
**Instructor:** Yanssel Garcia \*  
**Response Rate:** 7/8 (87.50 %)

5 - INDIVIDUAL RAPPORT, Feedback for Yanssel Garcia: -												
Instructor was friendly towards individual students.												
Response Option		Weight	Frequency	Percent	Percent Responses	Means						
Strongly Disagree		(1)	0	0.00%								
Disagree		(2)	0	0.00%								
Neutral		(3)	0	0.00%								
Agree		(4)	1	14.29%								
Strongly Agree		(5)	6	85.71%								
Response Rate		Mean	STD	Median	Department	Mean	STD	Median	College	Mean	STD	Median
7/8 (87.50%)		4.86	0.38	5.00	1581	4.38	0.81	5.00	9018	4.42	0.83	5.00

5 - INDIVIDUAL RAPPORT, Feedback for Yanssel Garcia: -												
Instructor made students feel welcome in seeking help/advice.												
Response Option		Weight	Frequency	Percent	Percent Responses	Means						
Strongly Disagree		(1)	0	0.00%								
Disagree		(2)	0	0.00%								
Neutral		(3)	0	0.00%								
Agree		(4)	1	14.29%								
Strongly Agree		(5)	6	85.71%								
Response Rate		Mean	STD	Median	Department	Mean	STD	Median	College	Mean	STD	Median
7/8 (87.50%)		4.86	0.38	5.00	1576	4.41	0.79	5.00	8997	4.40	0.87	5.00

5 - INDIVIDUAL RAPPORT, Feedback for Yanssel Garcia: -												
Instructor had a genuine interest in individual students.												
Response Option		Weight	Frequency	Percent	Percent Responses	Means						
Strongly Disagree		(1)	0	0.00%								
Disagree		(2)	0	0.00%								
Neutral		(3)	0	0.00%								
Agree		(4)	1	14.29%								
Strongly Agree		(5)	6	85.71%								
Response Rate		Mean	STD	Median	Department	Mean	STD	Median	College	Mean	STD	Median
7/8 (87.50%)		4.86	0.38	5.00	1576	4.23	0.93	4.00	8996	4.25	0.96	5.00

5 - INDIVIDUAL RAPPORT, Feedback for Yanssel Garcia: -												
Instructor was adequately accessible to students.												
Response Option		Weight	Frequency	Percent	Percent Responses	Means						
Strongly Disagree		(1)	0	0.00%								
Disagree		(2)	0	0.00%								
Neutral		(3)	0	0.00%								
Agree		(4)	1	14.29%								
Strongly Agree		(5)	6	85.71%								
Response Rate		Mean	STD	Median	Department	Mean	STD	Median	College	Mean	STD	Median
7/8 (87.50%)		4.86	0.38	5.00	1571	4.36	0.83	5.00	8973	4.36	0.89	5.00





**Course:** PHIL3650001.1231: 23SP PSYC3650-001: Philosophy Of Mind  
**Instructor:** Yanssel Garcia \*  
**Response Rate:** 7/8 (87.50 %)

**6 - BREADTH, Feedback for Yanssel Garcia: -**

Instructor contrasted the implications of various theories.

Response Option					Weight	Frequency	Percent	Percent Responses	Means					
Strongly Disagree	(1)	0	0.00%											
Disagree	(2)	0	0.00%											
Neutral	(3)	0	0.00%											
Agree	(4)	1	14.29%											
Strongly Agree	(5)	6	85.71%											
<b>Response Rate</b>	<b>Mean</b>	<b>STD</b>	<b>Median</b>	<b>Department</b>	<b>Mean</b>	<b>STD</b>	<b>Median</b>	<b>College</b>	<b>Mean</b>	<b>STD</b>	<b>Median</b>			
7/8 (87.50%)	4.86	0.38	5.00	1582	4.26	0.82	4.00	9011	4.20	0.88	4.00			

**6 - BREADTH, Feedback for Yanssel Garcia: -**

Instructor presented the background or origin of ideas/concepts developed.

Response Option					Weight	Frequency	Percent	Percent Responses	Means					
Strongly Disagree	(1)	0	0.00%											
Disagree	(2)	0	0.00%											
Neutral	(3)	1	14.29%											
Agree	(4)	1	14.29%											
Strongly Agree	(5)	5	71.43%											
<b>Response Rate</b>	<b>Mean</b>	<b>STD</b>	<b>Median</b>	<b>Department</b>	<b>Mean</b>	<b>STD</b>	<b>Median</b>	<b>College</b>	<b>Mean</b>	<b>STD</b>	<b>Median</b>			
7/8 (87.50%)	4.57	0.79	5.00	1579	4.30	0.79	4.00	8983	4.26	0.86	4.00			

**6 - BREADTH, Feedback for Yanssel Garcia: -**

Instructor presented point of view other than his/her own when appropriate.

Response Option					Weight	Frequency	Percent	Percent Responses	Means					
Strongly Disagree	(1)	0	0.00%											
Disagree	(2)	0	0.00%											
Neutral	(3)	0	0.00%											
Agree	(4)	1	14.29%											
Strongly Agree	(5)	6	85.71%											
<b>Response Rate</b>	<b>Mean</b>	<b>STD</b>	<b>Median</b>	<b>Department</b>	<b>Mean</b>	<b>STD</b>	<b>Median</b>	<b>College</b>	<b>Mean</b>	<b>STD</b>	<b>Median</b>			
7/8 (87.50%)	4.86	0.38	5.00	1578	4.26	0.81	4.00	8984	4.23	0.88	4.00			

**6 - BREADTH, Feedback for Yanssel Garcia: -**

Instructor adequately discussed current developments in the field.

Response Option					Weight	Frequency	Percent	Percent Responses	Means					
Strongly Disagree	(1)	0	0.00%											
Disagree	(2)	0	0.00%											
Neutral	(3)	1	14.29%											
Agree	(4)	1	14.29%											
Strongly Agree	(5)	5	71.43%											
<b>Response Rate</b>	<b>Mean</b>	<b>STD</b>	<b>Median</b>	<b>Department</b>	<b>Mean</b>	<b>STD</b>	<b>Median</b>	<b>College</b>	<b>Mean</b>	<b>STD</b>	<b>Median</b>			
7/8 (87.50%)	4.57	0.79	5.00	1567	4.29	0.78	4.00	8946	4.22	0.89	4.00			

**Course:** PHIL3650001.1231: 23SP PSYC3650-001: Philosophy Of Mind  
**Instructor:** Yanssel Garcia \*  
**Response Rate:** 7/8 (87.50 %)

7 - ASSESSMENT & EVALUATION													
Feedback on examinations/graded material was valuable.													
Response Option	Weight	Frequency	Percent	Percent Responses	Means								
Strongly Disagree	(1)	0	0.00%										
Disagree	(2)	0	0.00%										
Neutral	(3)	0	0.00%										
Agree	(4)	1	14.29%										
Strongly Agree	(5)	6	85.71%										
<b>Response Rate</b>	<b>Mean</b>	<b>STD</b>	<b>Median</b>	<b>Department</b>	<b>Mean</b>	<b>STD</b>	<b>Median</b>	<b>College</b>	<b>Mean</b>	<b>STD</b>	<b>Median</b>		
7/8 (87.50%)	4.86	0.38	5.00	1580	4.21	0.94	4.00	8935	4.16	1.01	4.00		

7 - ASSESSMENT & EVALUATION													
Feedback on examinations/graded material was timely.													
Response Option	Weight	Frequency	Percent	Percent Responses	Means								
Strongly Disagree	(1)	0	0.00%										
Disagree	(2)	0	0.00%										
Neutral	(3)	0	0.00%										
Agree	(4)	2	28.57%										
Strongly Agree	(5)	5	71.43%										
<b>Response Rate</b>	<b>Mean</b>	<b>STD</b>	<b>Median</b>	<b>Department</b>	<b>Mean</b>	<b>STD</b>	<b>Median</b>	<b>College</b>	<b>Mean</b>	<b>STD</b>	<b>Median</b>		
7/8 (87.50%)	4.71	0.49	5.00	1577	4.27	0.92	4.00	8918	4.18	1.00	4.00		

7 - ASSESSMENT & EVALUATION													
Methods of evaluating student work were fair and appropriate.													
Response Option	Weight	Frequency	Percent	Percent Responses	Means								
Strongly Disagree	(1)	0	0.00%										
Disagree	(2)	0	0.00%										
Neutral	(3)	0	0.00%										
Agree	(4)	1	14.29%										
Strongly Agree	(5)	6	85.71%										
<b>Response Rate</b>	<b>Mean</b>	<b>STD</b>	<b>Median</b>	<b>Department</b>	<b>Mean</b>	<b>STD</b>	<b>Median</b>	<b>College</b>	<b>Mean</b>	<b>STD</b>	<b>Median</b>		
7/8 (87.50%)	4.86	0.38	5.00	1574	4.33	0.82	4.00	8898	4.30	0.90	5.00		

7 - ASSESSMENT & EVALUATION													
Examinations/graded materials tested course content as emphasized by the instructor.													
Response Option	Weight	Frequency	Percent	Percent Responses	Means								
Strongly Disagree	(1)	0	0.00%										
Disagree	(2)	0	0.00%										
Neutral	(3)	0	0.00%										
Agree	(4)	2	28.57%										
Strongly Agree	(5)	5	71.43%										
<b>Response Rate</b>	<b>Mean</b>	<b>STD</b>	<b>Median</b>	<b>Department</b>	<b>Mean</b>	<b>STD</b>	<b>Median</b>	<b>College</b>	<b>Mean</b>	<b>STD</b>	<b>Median</b>		
7/8 (87.50%)	4.71	0.49	5.00	1573	4.37	0.79	5.00	8874	4.31	0.88	5.00		



**Course:** PHIL3650001.1231: 23SP PSYC3650-001: Philosophy Of Mind  
**Instructor:** Yanssel Garcia \*  
**Response Rate:** 7/8 (87.50 %)

8 - ASSIGNMENTS												
Required readings/texts were valuable.												
Response Option		Weight	Frequency	Percent	Percent Responses	Means						
Strongly Disagree		(1)	0	0.00%		4.43		4.16		4.11		
Disagree		(2)	0	0.00%								
Neutral		(3)	0	0.00%								
Agree		(4)	4	57.14%								
Strongly Agree		(5)	3	42.86%								
Response Rate		Mean	STD	Median	Department	Mean	STD	Median	College	Mean	STD	Median
7/8 (87.50%)		4.43	0.53	4.00	1579	4.16	0.91	4.00	8911	4.11	0.97	4.00


8 - ASSIGNMENTS												
Readings, homework, laboratories contributed to appreciation and understanding of the subject.												
Response Option		Weight	Frequency	Percent	Percent Responses	Means						
Strongly Disagree		(1)	0	0.00%		4.57		4.29		4.25		
Disagree		(2)	0	0.00%								
Neutral		(3)	0	0.00%								
Agree		(4)	3	42.86%								
Strongly Agree		(5)	4	57.14%								
Response Rate		Mean	STD	Median	Department	Mean	STD	Median	College	Mean	STD	Median
7/8 (87.50%)		4.57	0.53	5.00	1571	4.29	0.82	4.00	8843	4.25	0.89	4.00

9 - OVERALL:												
Compared with other courses I have taken at UNO, this course is:												
Response Option		Weight	Frequency	Percent	Percent Responses	Means						
Very Poor		(1)	0	0.00%		4.43		4.07		4.03		
Poor		(2)	0	0.00%								
Average		(3)	0	0.00%								
Good		(4)	4	57.14%								
Very Good		(5)	3	42.86%								
Response Rate		Mean	STD	Median	Department	Mean	STD	Median	College	Mean	STD	Median
7/8 (87.50%)		4.43	0.53	4.00	1583	4.07	0.93	4.00	8924	4.03	0.99	4.00

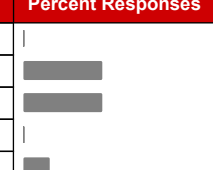
9 - OVERALL:												
Compared with other instructors I have had at UNO, this instructor is:												
Response Option		Weight	Frequency	Percent	Percent Responses	Means						
Very Poor		(1)	0	0.00%		4.71		4.21		4.18		
Poor		(2)	0	0.00%								
Average		(3)	0	0.00%								
Good		(4)	2	28.57%								
Very Good		(5)	5	71.43%								
Response Rate		Mean	STD	Median	Department	Mean	STD	Median	College	Mean	STD	Median
7/8 (87.50%)		4.71	0.49	5.00	1574	4.21	0.93	4.00	8874	4.18	1.00	4.00

**Course:** PHIL3650001.1231: 23SP PSYC3650-001: Philosophy Of Mind  
**Instructor:** Yanssel Garcia \*  
**Response Rate:** 7/8 (87.50 %)

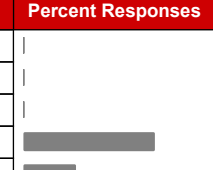
**10 - Course pace was:**

Response Option	Weight	Frequency	Percent	Percent Responses	Means							
Too slow	(1)	0	0.00%			3.71	3.17	3.22	Question	Department	College	
Slow	(2)	0	0.00%									
About right	(3)	3	42.86%	█								
Fast	(4)	3	42.86%	█								
Too Fast	(5)	1	14.29%	█								
0 25 50 100					Question	Department	College					
Response Rate	Mean	STD	Median	Department	Mean	STD	Median	College	Mean	STD	Median	
7/8 (87.50%)	3.71	0.76	4.00	1580	3.17	0.56	3.00	8917	3.22	0.58	3.00	

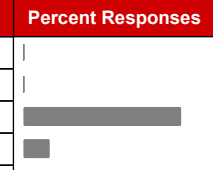
**11 - Hours per week required outside of class:**

Response Option	Weight	Frequency	Percent	Percent Responses	Means							
0-2	(1)	0	0.00%			2.86	2.29	2.36	Question	Department	College	
2 - 4	(2)	3	42.86%	█								
5 to 7	(3)	3	42.86%	█								
8 to 10	(4)	0	0.00%									
More than 10	(5)	1	14.29%	█								
0 25 50 100					Question	Department	College					
Response Rate	Mean	STD	Median	Department	Mean	STD	Median	College	Mean	STD	Median	
7/8 (87.50%)	2.86	1.07	3.00	1579	2.29	0.94	2.00	8943	2.36	0.99	2.00	

**12 - Course difficulty, relative to other courses was:**

Response Option	Weight	Frequency	Percent	Percent Responses	Means							
Very easy	(1)	0	0.00%			4.29	3.06	3.18	Question	Department	College	
Easy	(2)	0	0.00%									
Average	(3)	0	0.00%									
Difficult	(4)	5	71.43%	█								
Very difficult	(5)	2	28.57%	█								
0 25 50 100					Question	Department	College					
Response Rate	Mean	STD	Median	Department	Mean	STD	Median	College	Mean	STD	Median	
7/8 (87.50%)	4.29	0.49	4.00	1580	3.06	0.85	3.00	8940	3.18	0.88	3.00	

**13 - Course workload, relative to other courses was:**

Response Option	Weight	Frequency	Percent	Percent Responses	Means							
Very light	(1)	0	0.00%			3.14	2.93	2.99	Question	Department	College	
Light	(2)	0	0.00%									
Average	(3)	6	85.71%	█								
Heavy	(4)	1	14.29%	█								
Very heavy	(5)	0	0.00%									
0 25 50 100					Question	Department	College					
Response Rate	Mean	STD	Median	Department	Mean	STD	Median	College	Mean	STD	Median	
7/8 (87.50%)	3.14	0.38	3.00	1576	2.93	0.84	3.00	8929	2.99	0.83	3.00	

**Course:** PHIL3650001.1231: 23SP PSYC3650-001: Philosophy Of Mind  
**Instructor:** Yanssel Garcia \*  
**Response Rate:** 7/8 (87.50 %)

**14 - Credit hours completed prior to this semester:**

Response Option	Weight	Frequency	Percent	Percent Responses	Means									
Freshmen <26	(1)	1	14.29%											
Sophomore (26-57)	(2)	0	0.00%											
Junior (58-90)	(3)	2	28.57%											
Senior (90+)	(4)	4	57.14%											
Graduate	(5)	0	0.00%											
					0	25	50	100	Question	Department	College			
Response Rate	Mean	STD	Median	Department	Mean	STD	Median	College	Mean	STD	Median			
7/8 (87.50%)	3.29	1.11	4.00	1577	2.86	1.25	3.00	8920	2.53	1.26	2.00			

**15 - Expected grade in the course:**

Response Option	Weight	Frequency	Percent	Percent Responses	Means									
F	(1)	0	0.00%											
D	(2)	0	0.00%											
C- to C+	(3)	4	57.14%											
B- to B+	(4)	3	42.86%											
A- to A+	(5)	0	0.00%											
					0	25	50	100	Question	Department	College			
Response Rate	Mean	STD	Median	Department	Mean	STD	Median	College	Mean	STD	Median			
7/8 (87.50%)	3.43	0.53	3.00	1578	4.48	0.77	5.00	8908	4.41	0.80	5.00			

**16 - Overall GPA at UNO (Leave blank if not established)**

Response Option	Weight	Frequency	Percent	Percent Responses	Means									
< 1.7	(1)	0	0.00%											
1.7 to 2.5	(2)	0	0.00%											
2.51 to 3.3	(3)	2	28.57%											
3.31 to 4.0	(4)	5	71.43%											
					0	25	50	100	Question	Department	College			
Response Rate	Mean	STD	Median	Department	Mean	STD	Median	College	Mean	STD	Median			
7/8 (87.50%)	3.71	0.49	4.00	1371	3.68	0.58	4.00	7616	3.66	0.58	4.00			

**17 - This course for me was:**

Response Option	Weight	Frequency	Percent	Percent Responses	Means									
Required	(1)	4	57.14%											
Elective	(2)	3	42.86%											
					0	25	50	100	Question	Department	College			
Response Rate	Mean	STD	Median	Department	Mean	STD	Median	College	Mean	STD	Median			
7/8 (87.50%)	1.43	0.53	1.00	1569	1.22	0.41	1.00	8875	1.23	0.42	1.00			

**18 - Level of interest in this subject prior to this course:**

Response Option	Weight	Frequency	Percent	Percent Responses	Means									
Very Low	(1)	0	0.00%											
Low	(2)	1	14.29%											
Medium	(3)	4	57.14%											
High	(4)	1	14.29%											
Very High	(5)	1	14.29%											
					0	25	50	100	Question	Department	College			
Response Rate	Mean	STD	Median	Department	Mean	STD	Median	College	Mean	STD	Median			
7/8 (87.50%)	3.29	0.95	3.00	1574	3.40	1.03	3.00	8917	3.20	1.06	3.00			

**Course:** PHIL3650001.1231: 23SP PSYC3650-001: Philosophy Of Mind  
**Instructor:** Yanssel Garcia \*  
**Response Rate:** 7/8 (87.50 %)

**19 - Which characteristics of Yanssel Garcia or course have been most valuable to your learning experience? -**

Response Rate	6/8 (75%)
<ul style="list-style-type: none"> <li>• I think Yanssel is probably the best teacher I've ever had, and he teaches a very compelling course. I won't lie - I struggled, I think my ADHD made this very abstract course difficult to digest for me and Yanssel was willing to work with me on some other life things that happened that threw a wrench in my studies in the beginning. I do not think philosophy in general is my niche, but in spite of that he inspired me to keep at it and I am very glad for that. I don't think many teachers make as much time for their students as Yanssel does, so that was appreciated. He is very dynamic and humorous, understanding yet has firm expectations.</li> <li>• He is outgoing and friendly. Provides great feedback and is always willing to help students out to get the grade they want. He is relatively easy going and cares genuinely for his students.</li> <li>• His excitement for the subject and encouraging us to think for ourselves</li> <li>• His friendliness and ability to make the class enjoyable</li> <li>• Dr. Garcia was one of my favorite professors I had during my undergrad. You can immediately tell that he is very passionate about both philosophy and teaching. He takes interest in his students and challenges them but also wants them to succeed. He makes himself readily available to his students. He values and implements feedback from students. If there is an administrator reading this, HE DESERVES A RAISE!!</li> <li>• RECAPS!!! Amazing how much those recaps helped make things make sense! 100% keep those, never get rid of them. His willingness to help the students on the course material as well as expand WELL beyond the course material...absolutely top-notch Professor!</li> </ul>	

**20 - Which characteristics of Yanssel Garcia or course are most important for him/her to improve upon? (particularly aspects not covered by the rating items) -**

Response Rate	6/8 (75%)
<ul style="list-style-type: none"> <li>• My only suggestions for this class relate to the structure - as it stands, the work load and calendar for this was not sustainable for an hour-long class - this class needs to be either two hours or the course adjusted because the schedule and assignments got to be very confusing when we would get behind on lecture. Also the format of Canvas included a lot of back and forth to access assignments, and I spent a little too much time just trying to figure out what I needed to read and for when. My personality theories class has the best structure example for this (Mark Tims) where he just slapped the whole syllabus on the home page, so it was very easy to see the dates for assignments. Also labeling the discussion questions with something more descriptive than "What?" would maybe be a lit more helpful, even if it's just a date if we are unsure where we are at in the lecture.</li> <li>• I think that maybe he should assign a couple buffer assignments for people's grades so they can feel comfortable where they are sitting. I know I payed attention, showed up, and still am struggling to get higher than a c</li> <li>• maybe have a little more notes that we can visually look at along with hearing the material</li> <li>• Maybe different student inclusion methods/this semester definitely seemed like better group projects</li> <li>• One thing that I would have liked in the class was if the readings were annotated with explanations and if we were given some background/history on the authors before we read them. I found a lot of the readings very difficult to understand and felt discouraged to read them. A lot of the readings that we did were written by very influential and brilliant philosophers, and I think that I might have engaged with them more if I had known that at the time.</li> <li>• I don't personally think that there is anything that needs adjusted with Yanssel. He is up-front with everything, honest, direct, clear (and if not OFFERS clarification), communicative, and willing to work with all students equally. It is rare to find a professor that has all these qualities as well as the human aspect that he possesses! The course will naturally need to upgrade and change as technology and advancements in philosophy progress, but as of now, the course seems to be 100% current on all modern theories and encompasses all the history as well as future theories currently in the works. Incredible!</li> </ul>	

Mean of Means Calculations	Mean	Department	College	
Assessment and Evaluation	4.79	4.29	4.24	
Assignments	4.50	4.22	4.18	
Breadth	4.72	4.28	4.23	
Enthusiasm	4.86	4.16	4.18	
Group Interaction	4.68	4.36	4.31	
Individual Rapport	4.86	4.35	4.36	
Learning	4.43	4.23	4.16	
Organization	4.72	4.30	4.23	
Overall	4.57	4.14	4.11	