

Course: PHIL3700001.1238: 23FA PHIL3700-001: Space Time And Reality
Instructor: Yanssel Garcia *
Response Rate: 13/16 (81.25%)

1 - LEARNING												
I found this course intellectually challenging and stimulating.												
Response Option		Weight	Frequency	Percent	Percent Responses	Means						
Strongly Disagree		(1)	0	0.00%		5.00	4.21	4.19	Question	Department	College	
Disagree		(2)	0	0.00%								
Neutral		(3)	0	0.00%								
Agree		(4)	0	0.00%								
Strongly Agree		(5)	13	100.00%								
Response Rate	Mean	STD	Median	Department	Mean	STD	Median	College	Mean	STD	Median	
13/16 (81.25%)	5.00	0.00	5.00	323	4.21	1.02	5.00	8374	4.19	0.91	4.00	


1 - LEARNING												
I learned something that I consider valuable.												
Response Option		Weight	Frequency	Percent	Percent Responses	Means						
Strongly Disagree		(1)	0	0.00%		5.00	4.34	4.27	Question	Department	College	
Disagree		(2)	0	0.00%								
Neutral		(3)	0	0.00%								
Agree		(4)	0	0.00%								
Strongly Agree		(5)	13	100.00%								
Response Rate	Mean	STD	Median	Department	Mean	STD	Median	College	Mean	STD	Median	
13/16 (81.25%)	5.00	0.00	5.00	323	4.34	0.95	5.00	8308	4.27	0.88	4.00	

1 - LEARNING												
My interest in the subject increased as a consequence of this course.												
Response Option		Weight	Frequency	Percent	Percent Responses	Means						
Strongly Disagree		(1)	0	0.00%		4.58	4.01	3.88	Question	Department	College	
Disagree		(2)	1	8.33%								
Neutral		(3)	0	0.00%								
Agree		(4)	2	16.67%								
Strongly Agree		(5)	9	75.00%								
Response Rate	Mean	STD	Median	Department	Mean	STD	Median	College	Mean	STD	Median	
12/16 (75.00%)	4.58	0.90	5.00	322	4.01	1.13	4.00	8303	3.88	1.13	4.00	


1 - LEARNING												
I learned and understood the subject materials of this course.												
Response Option		Weight	Frequency	Percent	Percent Responses	Means						
Strongly Disagree		(1)	0	0.00%		4.46	4.16	4.13	Question	Department	College	
Disagree		(2)	0	0.00%								
Neutral		(3)	0	0.00%								
Agree		(4)	7	53.85%								
Strongly Agree		(5)	6	46.15%								
Response Rate	Mean	STD	Median	Department	Mean	STD	Median	College	Mean	STD	Median	
13/16 (81.25%)	4.46	0.52	4.00	322	4.16	0.95	4.00	8273	4.13	0.92	4.00	

Course: PHIL3700001.1238: 23FA PHIL3700-001: Space Time And Reality
Instructor: Yanssel Garcia *
Response Rate: 13/16 (81.25%)


2 - ENTHUSIASM, Feedback for Yanssel Garcia: -
Instructor was enthusiastic about teaching this course.

Response Option	Weight	Frequency	Percent	Percent Responses	Means							
Strongly Disagree	(1)	0	0.00%		4.92	4.47	4.36					
Disagree	(2)	0	0.00%									
Neutral	(3)	0	0.00%									
Agree	(4)	1	7.69%									
Strongly Agree	(5)	12	92.31%									
					0	25	50	100	Question	Department	College	
Response Rate	Mean	STD	Median	Department	Mean	STD	Median	College	Mean	STD	Median	
13/16 (81.25%)	4.92	0.28	5.00	322	4.47	0.87	5.00	8432	4.36	0.87	5.00	


2 - ENTHUSIASM, Feedback for Yanssel Garcia: -
Instructor was dynamic and energetic in conducting the course.

Response Option	Weight	Frequency	Percent	Percent Responses	Means							
Strongly Disagree	(1)	0	0.00%		4.92	4.38	4.25					
Disagree	(2)	0	0.00%									
Neutral	(3)	0	0.00%									
Agree	(4)	1	7.69%									
Strongly Agree	(5)	12	92.31%									
					0	25	50	100	Question	Department	College	
Response Rate	Mean	STD	Median	Department	Mean	STD	Median	College	Mean	STD	Median	
13/16 (81.25%)	4.92	0.28	5.00	321	4.38	0.93	5.00	8401	4.25	0.95	5.00	

2 - ENTHUSIASM, Feedback for Yanssel Garcia: -
Instructor enhanced presentations with use of humor.

Response Option	Weight	Frequency	Percent	Percent Responses	Means							
Strongly Disagree	(1)	0	0.00%		4.92	4.21	4.07					
Disagree	(2)	0	0.00%									
Neutral	(3)	0	0.00%									
Agree	(4)	1	7.69%									
Strongly Agree	(5)	12	92.31%									
					0	25	50	100	Question	Department	College	
Response Rate	Mean	STD	Median	Department	Mean	STD	Median	College	Mean	STD	Median	
13/16 (81.25%)	4.92	0.28	5.00	321	4.21	1.04	5.00	8401	4.07	1.05	4.00	

2 - ENTHUSIASM, Feedback for Yanssel Garcia: -
Instructor's style of presentation held my interest during the course.

Response Option	Weight	Frequency	Percent	Percent Responses	Means							
Strongly Disagree	(1)	0	0.00%		5.00	4.03	3.95					
Disagree	(2)	0	0.00%									
Neutral	(3)	0	0.00%									
Agree	(4)	0	0.00%									
Strongly Agree	(5)	13	100.00%									
					0	25	50	100	Question	Department	College	
Response Rate	Mean	STD	Median	Department	Mean	STD	Median	College	Mean	STD	Median	
13/16 (81.25%)	5.00	0.00	5.00	319	4.03	1.20	4.00	8385	3.95	1.15	4.00	



Course: PHIL3700001.1238: 23FA PHIL3700-001: Space Time And Reality
Instructor: Yanssel Garcia *
Response Rate: 13/16 (81.25%)

3 - ORGANIZATION, Feedback for Yanssel Garcia: -
Instructor's explanations were clear.

Response Option	Weight	Frequency	Percent	Percent Responses	Means							
Strongly Disagree	(1)	0	0.00%		4.54	4.14	4.14					
Disagree	(2)	0	0.00%									
Neutral	(3)	1	7.69%									
Agree	(4)	4	30.77%									
Strongly Agree	(5)	8	61.54%									
					0	25	50	100	Question	Department	College	
Response Rate	Mean	STD	Median	Department	Mean	STD	Median	College	Mean	STD	Median	
13/16 (81.25%)	4.54	0.66	5.00	323	4.14	1.07	4.00	8427	4.14	1.00	4.00	

3 - ORGANIZATION, Feedback for Yanssel Garcia: -
Instructor's materials were well prepared and carefully explained.

Response Option	Weight	Frequency	Percent	Percent Responses	Means							
Strongly Disagree	(1)	0	0.00%		4.77	4.19	4.23					
Disagree	(2)	0	0.00%									
Neutral	(3)	0	0.00%									
Agree	(4)	3	23.08%									
Strongly Agree	(5)	10	76.92%									
					0	25	50	100	Question	Department	College	
Response Rate	Mean	STD	Median	Department	Mean	STD	Median	College	Mean	STD	Median	
13/16 (81.25%)	4.77	0.44	5.00	323	4.19	1.03	4.00	8393	4.23	0.96	4.00	

3 - ORGANIZATION, Feedback for Yanssel Garcia: -
Proposed objectives agreed with those actually taught so I knew where the course was going.

Response Option	Weight	Frequency	Percent	Percent Responses	Means							
Strongly Disagree	(1)	0	0.00%		4.69	4.24	4.27					
Disagree	(2)	0	0.00%									
Neutral	(3)	1	7.69%									
Agree	(4)	2	15.38%									
Strongly Agree	(5)	10	76.92%									
					0	25	50	100	Question	Department	College	
Response Rate	Mean	STD	Median	Department	Mean	STD	Median	College	Mean	STD	Median	
13/16 (81.25%)	4.69	0.63	5.00	323	4.24	0.98	4.00	8392	4.27	0.90	4.00	

3 - ORGANIZATION, Feedback for Yanssel Garcia: -
Instructor's presentation facilitated my organization of content.

Response Option	Weight	Frequency	Percent	Percent Responses	Means							
Strongly Disagree	(1)	0	0.00%		4.62	4.07	4.15					
Disagree	(2)	0	0.00%									
Neutral	(3)	0	0.00%									
Agree	(4)	5	38.46%									
Strongly Agree	(5)	8	61.54%									
					0	25	50	100	Question	Department	College	
Response Rate	Mean	STD	Median	Department	Mean	STD	Median	College	Mean	STD	Median	
13/16 (81.25%)	4.62	0.51	5.00	321	4.07	1.12	4.00	8350	4.15	0.98	4.00	

Course: PHIL3700001.1238: 23FA PHIL3700-001: Space Time And Reality
Instructor: Yanssel Garcia *
Response Rate: 13/16 (81.25%)

4 - GROUP INTERACTION												
Students were encouraged to participate in course discussions.												
Response Option		Weight	Frequency	Percent	Percent Responses	Means						
Strongly Disagree		(1)	0	0.00%		4.54	4.49	4.25				
Disagree		(2)	0	0.00%								
Neutral		(3)	1	7.69%								
Agree		(4)	4	30.77%								
Strongly Agree		(5)	8	61.54%								
Response Rate		Mean	STD	Median	Department	Mean	STD	Median	College	Mean	STD	Median
13/16 (81.25%)		4.54	0.66	5.00	323	4.49	0.77	5.00	8342	4.25	0.94	5.00

4 - GROUP INTERACTION												
Students were invited to share their ideas and knowledge.												
Response Option		Weight	Frequency	Percent	Percent Responses	Means						
Strongly Disagree		(1)	0	0.00%		4.69	4.55	4.29				
Disagree		(2)	0	0.00%								
Neutral		(3)	1	7.69%								
Agree		(4)	2	15.38%								
Strongly Agree		(5)	10	76.92%								
Response Rate		Mean	STD	Median	Department	Mean	STD	Median	College	Mean	STD	Median
13/16 (81.25%)		4.69	0.63	5.00	323	4.55	0.74	5.00	8319	4.29	0.90	5.00

4 - GROUP INTERACTION												
Students were encouraged to ask questions and given meaningful answers.												
Response Option		Weight	Frequency	Percent	Percent Responses	Means						
Strongly Disagree		(1)	0	0.00%		4.77	4.50	4.35				
Disagree		(2)	0	0.00%								
Neutral		(3)	0	0.00%								
Agree		(4)	3	23.08%								
Strongly Agree		(5)	10	76.92%								
Response Rate		Mean	STD	Median	Department	Mean	STD	Median	College	Mean	STD	Median
13/16 (81.25%)		4.77	0.44	5.00	323	4.50	0.80	5.00	8316	4.35	0.87	5.00

4 - GROUP INTERACTION												
Students were encouraged to express their own ideas and/or question the instructor.												
Response Option		Weight	Frequency	Percent	Percent Responses	Means						
Strongly Disagree		(1)	0	0.00%		4.77	4.51	4.28				
Disagree		(2)	0	0.00%								
Neutral		(3)	0	0.00%								
Agree		(4)	3	23.08%								
Strongly Agree		(5)	10	76.92%								
Response Rate		Mean	STD	Median	Department	Mean	STD	Median	College	Mean	STD	Median
13/16 (81.25%)		4.77	0.44	5.00	318	4.51	0.77	5.00	8282	4.28	0.91	5.00



Course: PHIL3700001.1238: 23FA PHIL3700-001: Space Time And Reality
Instructor: Yanssel Garcia *
Response Rate: 13/16 (81.25%)

5 - INDIVIDUAL RAPPORT, Feedback for Yanssel Garcia: -
Instructor was friendly towards individual students.

Response Option	Weight	Frequency	Percent	Percent Responses	Means						
Strongly Disagree	(1)	0	0.00%		4.77	4.42	4.42				
Disagree	(2)	0	0.00%								
Neutral	(3)	0	0.00%								
Agree	(4)	3	23.08%								
Strongly Agree	(5)	10	76.92%								
					Question	Department	College				
Response Rate	Mean	STD	Median	Department	Mean	STD	Median	College	Mean	STD	Median
13/16 (81.25%)	4.77	0.44	5.00	323	4.42	0.86	5.00	8429	4.42	0.82	5.00

5 - INDIVIDUAL RAPPORT, Feedback for Yanssel Garcia: -
Instructor made students feel welcome in seeking help/advice.

Response Option	Weight	Frequency	Percent	Percent Responses	Means						
Strongly Disagree	(1)	0	0.00%		4.77	4.38	4.39				
Disagree	(2)	0	0.00%								
Neutral	(3)	0	0.00%								
Agree	(4)	3	23.08%								
Strongly Agree	(5)	10	76.92%								
					Question	Department	College				
Response Rate	Mean	STD	Median	Department	Mean	STD	Median	College	Mean	STD	Median
13/16 (81.25%)	4.77	0.44	5.00	322	4.38	0.96	5.00	8410	4.39	0.87	5.00

5 - INDIVIDUAL RAPPORT, Feedback for Yanssel Garcia: -
Instructor had a genuine interest in individual students.

Response Option	Weight	Frequency	Percent	Percent Responses	Means						
Strongly Disagree	(1)	0	0.00%		4.54	4.28	4.25				
Disagree	(2)	0	0.00%								
Neutral	(3)	1	7.69%								
Agree	(4)	4	30.77%								
Strongly Agree	(5)	8	61.54%								
					Question	Department	College				
Response Rate	Mean	STD	Median	Department	Mean	STD	Median	College	Mean	STD	Median
13/16 (81.25%)	4.54	0.66	5.00	322	4.28	0.98	5.00	8399	4.25	0.96	5.00

5 - INDIVIDUAL RAPPORT, Feedback for Yanssel Garcia: -
Instructor was adequately accessible to students.

Response Option	Weight	Frequency	Percent	Percent Responses	Means						
Strongly Disagree	(1)	0	0.00%		4.62	4.34	4.34				
Disagree	(2)	0	0.00%								
Neutral	(3)	0	0.00%								
Agree	(4)	5	38.46%								
Strongly Agree	(5)	8	61.54%								
					Question	Department	College				
Response Rate	Mean	STD	Median	Department	Mean	STD	Median	College	Mean	STD	Median
13/16 (81.25%)	4.62	0.51	5.00	322	4.34	0.91	5.00	8380	4.34	0.88	5.00



Course: PHIL3700001.1238: 23FA PHIL3700-001: Space Time And Reality
Instructor: Yanssel Garcia *
Response Rate: 13/16 (81.25%)

6 - BREADTH, Feedback for Yanssel Garcia: -
Instructor contrasted the implications of various theories.

Response Option	Weight	Frequency	Percent	Percent Responses	Means																										
Strongly Disagree	(1)	0	0.00%		4.92	4.43	4.14																								
Disagree	(2)	0	0.00%																												
Neutral	(3)	0	0.00%																												
Agree	(4)	1	7.69%																												
Strongly Agree	(5)	12	92.31%																												
<table border="1"> <thead> <tr> <th>Response Rate</th> <th>Mean</th> <th>STD</th> <th>Median</th> <th>Department</th> <th>Mean</th> <th>STD</th> <th>Median</th> <th>College</th> <th>Mean</th> <th>STD</th> <th>Median</th> </tr> </thead> <tbody> <tr> <td>13/16 (81.25%)</td> <td>4.92</td> <td>0.28</td> <td>5.00</td> <td>322</td> <td>4.43</td> <td>0.76</td> <td>5.00</td> <td>8420</td> <td>4.14</td> <td>0.88</td> <td>4.00</td> </tr> </tbody> </table>					Response Rate	Mean	STD	Median	Department	Mean	STD	Median	College	Mean	STD	Median	13/16 (81.25%)	4.92	0.28	5.00	322	4.43	0.76	5.00	8420	4.14	0.88	4.00			
Response Rate	Mean	STD	Median	Department	Mean	STD	Median	College	Mean	STD	Median																				
13/16 (81.25%)	4.92	0.28	5.00	322	4.43	0.76	5.00	8420	4.14	0.88	4.00																				

6 - BREADTH, Feedback for Yanssel Garcia: -
Instructor presented the background or origin of ideas/concepts developed.

Response Option	Weight	Frequency	Percent	Percent Responses	Means																										
Strongly Disagree	(1)	0	0.00%		4.69	4.43	4.23																								
Disagree	(2)	0	0.00%																												
Neutral	(3)	1	7.69%																												
Agree	(4)	2	15.38%																												
Strongly Agree	(5)	10	76.92%																												
<table border="1"> <thead> <tr> <th>Response Rate</th> <th>Mean</th> <th>STD</th> <th>Median</th> <th>Department</th> <th>Mean</th> <th>STD</th> <th>Median</th> <th>College</th> <th>Mean</th> <th>STD</th> <th>Median</th> </tr> </thead> <tbody> <tr> <td>13/16 (81.25%)</td> <td>4.69</td> <td>0.63</td> <td>5.00</td> <td>322</td> <td>4.43</td> <td>0.77</td> <td>5.00</td> <td>8405</td> <td>4.23</td> <td>0.86</td> <td>4.00</td> </tr> </tbody> </table>					Response Rate	Mean	STD	Median	Department	Mean	STD	Median	College	Mean	STD	Median	13/16 (81.25%)	4.69	0.63	5.00	322	4.43	0.77	5.00	8405	4.23	0.86	4.00			
Response Rate	Mean	STD	Median	Department	Mean	STD	Median	College	Mean	STD	Median																				
13/16 (81.25%)	4.69	0.63	5.00	322	4.43	0.77	5.00	8405	4.23	0.86	4.00																				

6 - BREADTH, Feedback for Yanssel Garcia: -
Instructor presented point of view other than his/her own when appropriate.

Response Option	Weight	Frequency	Percent	Percent Responses	Means																										
Strongly Disagree	(1)	0	0.00%		5.00	4.43	4.20																								
Disagree	(2)	0	0.00%																												
Neutral	(3)	0	0.00%																												
Agree	(4)	0	0.00%																												
Strongly Agree	(5)	13	100.00%																												
<table border="1"> <thead> <tr> <th>Response Rate</th> <th>Mean</th> <th>STD</th> <th>Median</th> <th>Department</th> <th>Mean</th> <th>STD</th> <th>Median</th> <th>College</th> <th>Mean</th> <th>STD</th> <th>Median</th> </tr> </thead> <tbody> <tr> <td>13/16 (81.25%)</td> <td>5.00</td> <td>0.00</td> <td>5.00</td> <td>322</td> <td>4.43</td> <td>0.84</td> <td>5.00</td> <td>8403</td> <td>4.20</td> <td>0.87</td> <td>4.00</td> </tr> </tbody> </table>					Response Rate	Mean	STD	Median	Department	Mean	STD	Median	College	Mean	STD	Median	13/16 (81.25%)	5.00	0.00	5.00	322	4.43	0.84	5.00	8403	4.20	0.87	4.00			
Response Rate	Mean	STD	Median	Department	Mean	STD	Median	College	Mean	STD	Median																				
13/16 (81.25%)	5.00	0.00	5.00	322	4.43	0.84	5.00	8403	4.20	0.87	4.00																				

6 - BREADTH, Feedback for Yanssel Garcia: -
Instructor adequately discussed current developments in the field.

Response Option	Weight	Frequency	Percent	Percent Responses	Means																										
Strongly Disagree	(1)	0	0.00%		4.92	4.30	4.18																								
Disagree	(2)	0	0.00%																												
Neutral	(3)	0	0.00%																												
Agree	(4)	1	7.69%																												
Strongly Agree	(5)	12	92.31%																												
<table border="1"> <thead> <tr> <th>Response Rate</th> <th>Mean</th> <th>STD</th> <th>Median</th> <th>Department</th> <th>Mean</th> <th>STD</th> <th>Median</th> <th>College</th> <th>Mean</th> <th>STD</th> <th>Median</th> </tr> </thead> <tbody> <tr> <td>13/16 (81.25%)</td> <td>4.92</td> <td>0.28</td> <td>5.00</td> <td>321</td> <td>4.30</td> <td>0.90</td> <td>5.00</td> <td>8360</td> <td>4.18</td> <td>0.90</td> <td>4.00</td> </tr> </tbody> </table>					Response Rate	Mean	STD	Median	Department	Mean	STD	Median	College	Mean	STD	Median	13/16 (81.25%)	4.92	0.28	5.00	321	4.30	0.90	5.00	8360	4.18	0.90	4.00			
Response Rate	Mean	STD	Median	Department	Mean	STD	Median	College	Mean	STD	Median																				
13/16 (81.25%)	4.92	0.28	5.00	321	4.30	0.90	5.00	8360	4.18	0.90	4.00																				



Course: PHIL3700001.1238: 23FA PHIL3700-001: Space Time And Reality
Instructor: Yanssel Garcia *
Response Rate: 13/16 (81.25%)


7 - ASSESSMENT & EVALUATION													
Feedback on examinations/graded material was valuable.													
Response Option	Weight	Frequency	Percent	Percent Responses	Means								
Strongly Disagree	(1)	0	0.00%		4.54	4.03	4.12						
Disagree	(2)	0	0.00%										
Neutral	(3)	1	7.69%										
Agree	(4)	4	30.77%										
Strongly Agree	(5)	8	61.54%										
					0	25	50	100	Question	Department	College		
Response Rate	Mean	STD	Median	Department	Mean	STD	Median	College	Mean	STD	Median		
13/16 (81.25%)	4.54	0.66	5.00	323	4.03	1.17	4.00	8338	4.12	1.01	4.00		


7 - ASSESSMENT & EVALUATION													
Feedback on examinations/graded material was timely.													
Response Option	Weight	Frequency	Percent	Percent Responses	Means								
Strongly Disagree	(1)	0	0.00%		4.54	3.98	4.13						
Disagree	(2)	0	0.00%										
Neutral	(3)	1	7.69%										
Agree	(4)	4	30.77%										
Strongly Agree	(5)	8	61.54%										
					0	25	50	100	Question	Department	College		
Response Rate	Mean	STD	Median	Department	Mean	STD	Median	College	Mean	STD	Median		
13/16 (81.25%)	4.54	0.66	5.00	322	3.98	1.22	4.00	8320	4.13	1.04	4.00		

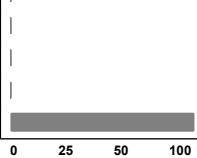
7 - ASSESSMENT & EVALUATION													
Methods of evaluating student work were fair and appropriate.													
Response Option	Weight	Frequency	Percent	Percent Responses	Means								
Strongly Disagree	(1)	0	0.00%		4.62	4.24	4.28						
Disagree	(2)	0	0.00%										
Neutral	(3)	0	0.00%										
Agree	(4)	5	38.46%										
Strongly Agree	(5)	8	61.54%										
					0	25	50	100	Question	Department	College		
Response Rate	Mean	STD	Median	Department	Mean	STD	Median	College	Mean	STD	Median		
13/16 (81.25%)	4.62	0.51	5.00	320	4.24	0.93	4.00	8306	4.28	0.90	4.00		

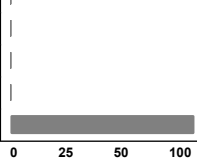
7 - ASSESSMENT & EVALUATION													
Examinations/graded materials tested course content as emphasized by the instructor.													
Response Option	Weight	Frequency	Percent	Percent Responses	Means								
Strongly Disagree	(1)	0	0.00%		4.77	4.28	4.29						
Disagree	(2)	0	0.00%										
Neutral	(3)	0	0.00%										
Agree	(4)	3	23.08%										
Strongly Agree	(5)	10	76.92%										
					0	25	50	100	Question	Department	College		
Response Rate	Mean	STD	Median	Department	Mean	STD	Median	College	Mean	STD	Median		
13/16 (81.25%)	4.77	0.44	5.00	320	4.28	0.91	4.00	8279	4.29	0.87	4.00		

Course: PHIL3700001.1238: 23FA PHIL3700-001: Space Time And Reality
Instructor: Yanssel Garcia *
Response Rate: 13/16 (81.25%)

8 - ASSIGNMENTS												
Required readings/texts were valuable.												
Response Option		Weight	Frequency	Percent	Percent Responses	Means						
Strongly Disagree		(1)	0	0.00%		4.38	4.14	4.05				
Disagree		(2)	0	0.00%								
Neutral		(3)	0	0.00%								
Agree		(4)	8	61.54%								
Strongly Agree		(5)	5	38.46%								
Response Rate		Mean	STD	Median	Department	Mean	STD	Median	College	Mean	STD	Median
13/16 (81.25%)		4.38	0.51	4.00	322	4.14	1.02	4.00	8319	4.05	0.98	4.00


8 - ASSIGNMENTS												
Readings, homework, laboratories contributed to appreciation and understanding of the subject.												
Response Option		Weight	Frequency	Percent	Percent Responses	Means						
Strongly Disagree		(1)	0	0.00%		4.46	4.22	4.23				
Disagree		(2)	0	0.00%								
Neutral		(3)	2	15.38%								
Agree		(4)	3	23.08%								
Strongly Agree		(5)	8	61.54%								
Response Rate		Mean	STD	Median	Department	Mean	STD	Median	College	Mean	STD	Median
13/16 (81.25%)		4.46	0.78	5.00	319	4.22	0.97	4.00	8265	4.23	0.90	4.00

9 - OVERALL:												
Compared with other courses I have taken at UNO, this course is:												
Response Option		Weight	Frequency	Percent	Percent Responses	Means						
Very Poor		(1)	0	0.00%		5.00	4.04	4.00				
Poor		(2)	0	0.00%								
Average		(3)	0	0.00%								
Good		(4)	0	0.00%								
Very Good		(5)	13	100.00%								
Response Rate		Mean	STD	Median	Department	Mean	STD	Median	College	Mean	STD	Median
13/16 (81.25%)		5.00	0.00	5.00	322	4.04	1.07	4.00	8323	4.00	1.01	4.00


9 - OVERALL:												
Compared with other instructors I have had at UNO, this instructor is:												
Response Option		Weight	Frequency	Percent	Percent Responses	Means						
Very Poor		(1)	0	0.00%		5.00	4.19	4.17				
Poor		(2)	0	0.00%								
Average		(3)	0	0.00%								
Good		(4)	0	0.00%								
Very Good		(5)	13	100.00%								
Response Rate		Mean	STD	Median	Department	Mean	STD	Median	College	Mean	STD	Median
13/16 (81.25%)		5.00	0.00	5.00	321	4.19	1.06	5.00	8262	4.17	1.01	4.00

Course: PHIL3700001.1238: 23FA PHIL3700-001: Space Time And Reality
Instructor: Yanssel Garcia *
Response Rate: 13/16 (81.25 %)


10 - Course pace was:

Response Option	Weight	Frequency	Percent	Percent Responses	Means									
Too slow	(1)	0	0.00%		3.38	3.15	3.22							
Slow	(2)	0	0.00%											
About right	(3)	8	61.54%											
Fast	(4)	5	38.46%											
Too Fast	(5)	0	0.00%											
					0	25	50	100	Question	Department	College			
Response Rate	Mean	STD	Median	Department	Mean	STD	Median	College	Mean	STD	Median			
13/16 (81.25%)	3.38	0.51	3.00	323	3.15	0.59	3.00	8300	3.22	0.61	3.00			

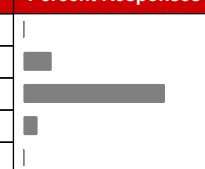
11 - Hours per week required outside of class:

Response Option	Weight	Frequency	Percent	Percent Responses	Means									
0-2	(1)	2	15.38%		2.15	2.06	2.32							
2 - 4	(2)	8	61.54%											
5 to 7	(3)	2	15.38%											
8 to 10	(4)	1	7.69%											
More than 10	(5)	0	0.00%											
					0	25	50	100	Question	Department	College			
Response Rate	Mean	STD	Median	Department	Mean	STD	Median	College	Mean	STD	Median			
13/16 (81.25%)	2.15	0.80	2.00	323	2.06	0.89	2.00	8326	2.32	0.99	2.00			

12 - Course difficulty, relative to other courses was:

Response Option	Weight	Frequency	Percent	Percent Responses	Means									
Very easy	(1)	0	0.00%		4.00	3.08	3.20							
Easy	(2)	1	7.69%											
Average	(3)	1	7.69%											
Difficult	(4)	8	61.54%											
Very difficult	(5)	3	23.08%											
					0	25	50	100	Question	Department	College			
Response Rate	Mean	STD	Median	Department	Mean	STD	Median	College	Mean	STD	Median			
13/16 (81.25%)	4.00	0.82	4.00	321	3.08	0.92	3.00	8334	3.20	0.90	3.00			

13 - Course workload, relative to other courses was:

Response Option	Weight	Frequency	Percent	Percent Responses	Means									
Very light	(1)	0	0.00%		2.92	2.80	2.99							
Light	(2)	2	15.38%											
Average	(3)	10	76.92%											
Heavy	(4)	1	7.69%											
Very heavy	(5)	0	0.00%											
					0	25	50	100	Question	Department	College			
Response Rate	Mean	STD	Median	Department	Mean	STD	Median	College	Mean	STD	Median			
13/16 (81.25%)	2.92	0.49	3.00	323	2.80	0.79	3.00	8330	2.99	0.81	3.00			

Course: PHIL3700001.1238: 23FA PHIL3700-001: Space Time And Reality
Instructor: Yanssel Garcia *
Response Rate: 13/16 (81.25 %)

14 - Credit hours completed prior to this semester:												
Response Option	Weight	Frequency	Percent	Percent Responses	Means							
Freshmen <26	(1)	0	0.00%			2.69	2.30	2.43	Question	Department	College	
Sophomore (26-57)	(2)	6	46.15%	█								
Junior (58-90)	(3)	5	38.46%	█								
Senior (90 +)	(4)	2	15.38%	█								
Graduate	(5)	0	0.00%									
					0	25	50	100				
Response Rate	Mean	STD	Median	Department	Mean	STD	Median	College	Mean	STD	Median	
13/16 (81.25%)	2.69	0.75	3.00	320	2.30	1.10	2.00	8283	2.43	1.25	2.00	

15 - Expected grade in the course:												
Response Option	Weight	Frequency	Percent	Percent Responses	Means							
F	(1)	0	0.00%			4.31	4.38	4.39	Question	Department	College	
D	(2)	0	0.00%									
C- to C +	(3)	1	7.69%	█								
B- to B +	(4)	7	53.85%	█								
A - to A +	(5)	5	38.46%	█								
					0	25	50	100				
Response Rate	Mean	STD	Median	Department	Mean	STD	Median	College	Mean	STD	Median	
13/16 (81.25%)	4.31	0.63	4.00	320	4.38	0.76	5.00	8283	4.39	0.81	5.00	

16 - Overall GPA at UNO (Leave blank if not established)												
Response Option	Weight	Frequency	Percent	Percent Responses	Means							
< 1.7	(1)	0	0.00%			3.58	3.65	3.66	Question	Department	College	
1.7 to 2.5	(2)	0	0.00%									
2.51 to 3.3	(3)	5	41.67%	█								
3.31 to 4.0	(4)	7	58.33%	█								
					0	25	50	100				
Response Rate	Mean	STD	Median	Department	Mean	STD	Median	College	Mean	STD	Median	
12/16 (75.00%)	3.58	0.51	4.00	224	3.65	0.56	4.00	5737	3.66	0.59	4.00	

17 - This course for me was:												
Response Option	Weight	Frequency	Percent	Percent Responses	Means							
Required	(1)	8	61.54%	█		1.38	1.59	1.23	Question	Department	College	
Elective	(2)	5	38.46%	█								
					0	25	50	100				
Response Rate	Mean	STD	Median	Department	Mean	STD	Median	College	Mean	STD	Median	
13/16 (81.25%)	1.38	0.51	1.00	322	1.59	0.49	2.00	8296	1.23	0.42	1.00	

18 - Level of interest in this subject prior to this course:												
Response Option	Weight	Frequency	Percent	Percent Responses	Means							
Very Low	(1)	0	0.00%			4.08	3.26	3.18	Question	Department	College	
Low	(2)	1	7.69%	█								
Medium	(3)	0	0.00%									
High	(4)	9	69.23%	█								
Very High	(5)	3	23.08%	█								
					0	25	50	100				
Response Rate	Mean	STD	Median	Department	Mean	STD	Median	College	Mean	STD	Median	
13/16 (81.25%)	4.08	0.76	4.00	323	3.26	1.05	3.00	8314	3.18	1.06	3.00	



Course: PHIL3700001.1238: 23FA PHIL3700-001: Space Time And Reality
Instructor: Yanssel Garcia *
Response Rate: 13/16 (81.25%)

19 - Which characteristics of Yanssel Garcia or course have been most valuable to your learning experience? -

Response Rate	13/16 (81.25%)
<ul style="list-style-type: none"> • I thought the professor was very funny in lectures, and he was engaging. He had his layout for the lecture but allowed us to venture off topic and talk about things that were still a little on topic, just more in depth. Discussions like those were very helpful as they helped deepen y understanding of the lecture. • Dr. Garcia is very good at explaining complicated subjects. The course material was organized well and he checked for understanding often. He was also friendly and made class fun. • Yanssel clearly is passionate about what he teaches. This love radiated off of him and increased my interest in the subject as well. It is easy to dig into something that someone is already so passionate about. The course was laid out very clearly. I knew what I had to read and when I knew when assignments were due and I knew what to do if I needed help. This was a class I looked forward to having twice a week because the material was so engaging and was taught by someone who was so engaged by it. Yanssel took extra time to make sure the funky things we were being taught were actually being communicated to us in a way we could understand. This was a lot of tough material but I never felt like it was out of my grasp because I had a teacher who cared so deeply that I understand it. • I thought the course was excellent. I would only add perhaps a better introduction/layout of course material on the first day of class. • Method of presenting and explaining lectures was very useful, as well as being very welcoming to questions • His general enthusiasm about the content and the way in which he delivers his vast knowledge. • His passion and knowledge is what stood out to me the most. He teaches in a way that makes complex ideas easier to digest, and his excitement for the material is contagious. He really was a big part of why I enjoyed this course so much, I adored him as a professor. • He is the best at giving lectures, out of every teacher I've ever had. He has a talent for explaining difficult concepts in an easily digestible manner. He is also harsh and particular about grading essays, which I really appreciate because the feedback is extremely helpful. • His enthusiasm for what we are learning is incredible. He is also very knowledgeable on the topics presented to us so that almost no question would go unanswered, even if it was not in the reading or lecture. He is good at recognizing when he is loosing students and will go back in the lecture to clarify. • He's very intelligent and tries to make sure that a subject is completely understood before moving on, he welcomes questions and usually answers them well. • While teaching metaphysics, one of the most difficult, abstract, and boring disciplines in the world, Dr. Garcia was able to create comprehensible and entertaining lectures. • Yanssel was always very engaging in his lectures and open to answering any questions we had which I think is what made my learning experience so enjoyable. • This is the second class I have taken with Yanssel thus far and his teaching has been a consistently great experience. His teaching style makes me engaged in the content. He is very funny but beyond that you can tell he is also very knowledgeable in the subject so I am more incentivized to take part in his class as the material is going to be valuable. Just a very intelligent and entertaining professor who I hope that I can take another class with before I am gone. Another positive aspect I had before I finish is that if you need help he will make himself available. He cares and he will put in effort to help individuals understand if they reach out to him. 	

20 - Which characteristics of Yanssel Garcia or course are most important for him/her to improve upon? (particularly aspects not covered by the rating items) -

Response Rate	13/16 (81.25%)
<ul style="list-style-type: none"> • I think maybe having one or two quizzes before each test would help keep the information fresh. I found some of the stuff from the beginning of the semester hard to recall just because we talked about it quite some time before the midterm. The study guide provided was helpful to bring some stuff back to the front of my mind. • The only thing for me is that the course felt a little too fast, especially in the second half. I needed a little more time to fully absorb/review these very complicated subjects. • It was hard if you fell behind to catch back up. You miss one lecture and now you are confused for the rest of the readings and the lectures because everything builds so heavily. • I think Professor Garcia was a fantastic instructor with no adjustments needed. Perhaps covered the same idea in too many different ways sometimes. • Not everyone has the same background of metaphysics. This course is difficult and especially in the beginning of the semester expansion and clarification of terminology would have been beneficial, even if noting it is not important and only something being briefly mentioned. • Explaining things concisely without spending too much time on them. We did fall behind in content a couple times. • Im not sure! There's always room to improve but this was one of the best courses and professors I've ever had. • I think this is a metaphysics thing and not Prof Garcia individually, but we spent half the semester talking about objects and their parts and I still don't know what an object is. • His essay on the problem of temporary intrinsics felt like the most confusing part of the course and could have done with a slower paced lecture for that one. I do wish we would directly reference the readings in class more but that is not to say that we ever got off topic or that the lecture didn't connect to the reading. • Sometimes it felt like something wasn't totally explained before moving on. I feel like this could be because he's so versed in the subject that he doesn't realize how difficult it is to wrap your head around some of the material when learning it for the first time, and because of that he thinks he has something totally explained when there's still lots of things I don't understand about it. I know there's a lot of material to cover in just one class but maybe slowing down a bit and making sure that students have a complete understanding before moving on could be beneficial. • Nothing. If there is any room for the improvement of this course. it is outside of Dr. Garcia's hands. • I wish we had access to the essay prompts just a little bit earlier. I know that before they are open we typically haven't covered all of the material necessary, however I would have liked to have a bit more time to ruminate on the topics before I had to write anything. • It is hard to come up with many complaints as I feel that most aspects of the class he performs better than the vast majority of other teachers I have taken. If there was even anything, sometimes the pace is a little quick because of the amount of content to get through in a limited time. However he does spent time explaining or post videos on canvas if there is a topic that requires further explanation. 	



Course: PHIL3700001.1238: 23FA PHIL3700-001: Space Time And Reality
Instructor: Yanssel Garcia *
Response Rate: 13/16 (81.25 %)

Mean of Means Calculations	Mean	Department	College	
01) Learning	4.76	4.18	4.12	
02) Enthusiasm	4.94	4.27	4.16	
03) Organization	4.66	4.16	4.20	
04) Group Interaction	4.69	4.51	4.29	
05) Individual Rapport	4.68	4.36	4.35	
06) Breadth	4.88	4.40	4.19	
07) Assessment and Evaluation	4.62	4.13	4.21	
08) Assignments	4.42	4.18	4.14	
09) Overall	5.00	4.12	4.09	