



Course: PHIL3700001.1228: 22FA PHIL3700-001: Space, Time, And Reality
Instructor: Yanssel Garcia *
Response Rate: 14/17 (82.35 %)

1 - LEARNING												
I found this course intellectually challenging and stimulating.												
Response Option		Weight	Frequency	Percent	Percent Responses	Means						
Strongly Disagree		(1)	0	0.00%		4.93	4.24	4.17				
Disagree		(2)	0	0.00%								
Neutral		(3)	0	0.00%								
Agree		(4)	1	7.14%								
Strongly Agree		(5)	13	92.86%								
Response Rate		Mean	STD	Median	Department	Mean	STD	Median	College	Mean	STD	Median
14/17 (82.35%)		4.93	0.27	5.00	423	4.24	0.88	4.00	11731	4.17	0.94	4.00


1 - LEARNING												
I learned something that I consider valuable.												
Response Option		Weight	Frequency	Percent	Percent Responses	Means						
Strongly Disagree		(1)	0	0.00%		4.79	4.28	4.25				
Disagree		(2)	0	0.00%								
Neutral		(3)	0	0.00%								
Agree		(4)	3	21.43%								
Strongly Agree		(5)	11	78.57%								
Response Rate		Mean	STD	Median	Department	Mean	STD	Median	College	Mean	STD	Median
14/17 (82.35%)		4.79	0.43	5.00	418	4.28	0.85	4.00	11588	4.25	0.90	4.00

1 - LEARNING												
My interest in the subject increased as a consequence of this course.												
Response Option		Weight	Frequency	Percent	Percent Responses	Means						
Strongly Disagree		(1)	1	7.14%		4.00	3.95	3.87				
Disagree		(2)	0	0.00%								
Neutral		(3)	4	28.57%								
Agree		(4)	2	14.29%								
Strongly Agree		(5)	7	50.00%								
Response Rate		Mean	STD	Median	Department	Mean	STD	Median	College	Mean	STD	Median
14/17 (82.35%)		4.00	1.24	4.50	421	3.95	1.12	4.00	11584	3.87	1.14	4.00


1 - LEARNING												
I learned and understood the subject materials of this course.												
Response Option		Weight	Frequency	Percent	Percent Responses	Means						
Strongly Disagree		(1)	0	0.00%		4.21	4.17	4.12				
Disagree		(2)	1	7.14%								
Neutral		(3)	3	21.43%								
Agree		(4)	2	14.29%								
Strongly Agree		(5)	8	57.14%								
Response Rate		Mean	STD	Median	Department	Mean	STD	Median	College	Mean	STD	Median
14/17 (82.35%)		4.21	1.05	5.00	417	4.17	0.86	4.00	11562	4.12	0.93	4.00

Course: PHIL3700001.1228: 22FA PHIL3700-001: Space, Time, And Reality
Instructor: Yanssel Garcia *
Response Rate: 14/17 (82.35 %)


2 - ENTHUSIASM, Feedback for Yanssel Garcia: -
Instructor was enthusiastic about teaching this course.

Response Option	Weight	Frequency	Percent	Percent Responses	Means						
Strongly Disagree	(1)	0	0.00%		5.00	4.36	4.32				
Disagree	(2)	0	0.00%								
Neutral	(3)	0	0.00%								
Agree	(4)	0	0.00%								
Strongly Agree	(5)	14	100.00%								
0 25 50 100					Question	Department	College				
Response Rate	Mean	STD	Median	Department	Mean	STD	Median	College	Mean	STD	Median
14/17 (82.35%)	5.00	0.00	5.00	420	4.36	0.93	5.00	11738	4.32	0.91	5.00


2 - ENTHUSIASM, Feedback for Yanssel Garcia: -
Instructor was dynamic and energetic in conducting the course.

Response Option	Weight	Frequency	Percent	Percent Responses	Means						
Strongly Disagree	(1)	0	0.00%		5.00	4.28	4.22				
Disagree	(2)	0	0.00%								
Neutral	(3)	0	0.00%								
Agree	(4)	0	0.00%								
Strongly Agree	(5)	14	100.00%								
0 25 50 100					Question	Department	College				
Response Rate	Mean	STD	Median	Department	Mean	STD	Median	College	Mean	STD	Median
14/17 (82.35%)	5.00	0.00	5.00	420	4.28	0.97	5.00	11697	4.22	0.99	5.00

2 - ENTHUSIASM, Feedback for Yanssel Garcia: -
Instructor enhanced presentations with use of humor.

Response Option	Weight	Frequency	Percent	Percent Responses	Means						
Strongly Disagree	(1)	0	0.00%		4.93	4.12	4.06				
Disagree	(2)	0	0.00%								
Neutral	(3)	0	0.00%								
Agree	(4)	1	7.14%								
Strongly Agree	(5)	13	92.86%								
0 25 50 100					Question	Department	College				
Response Rate	Mean	STD	Median	Department	Mean	STD	Median	College	Mean	STD	Median
14/17 (82.35%)	4.93	0.27	5.00	420	4.12	1.05	4.00	11707	4.06	1.05	4.00

2 - ENTHUSIASM, Feedback for Yanssel Garcia: -
Instructor's style of presentation held my interest during the course.

Response Option	Weight	Frequency	Percent	Percent Responses	Means						
Strongly Disagree	(1)	0	0.00%		4.86	3.96	3.95				
Disagree	(2)	0	0.00%								
Neutral	(3)	0	0.00%								
Agree	(4)	2	14.29%								
Strongly Agree	(5)	12	85.71%								
0 25 50 100					Question	Department	College				
Response Rate	Mean	STD	Median	Department	Mean	STD	Median	College	Mean	STD	Median
14/17 (82.35%)	4.86	0.36	5.00	420	3.96	1.17	4.00	11669	3.95	1.15	4.00



Course: PHIL3700001.1228: 22FA PHIL3700-001: Space, Time, And Reality
Instructor: Yanssel Garcia *
Response Rate: 14/17 (82.35 %)

3 - ORGANIZATION, Feedback for Yanssel Garcia: -
Instructor's explanations were clear.

Response Option	Weight	Frequency	Percent	Percent Responses	Means						
Strongly Disagree	(1)	0	0.00%		4.79	4.11	4.14				
Disagree	(2)	0	0.00%								
Neutral	(3)	0	0.00%								
Agree	(4)	3	21.43%								
Strongly Agree	(5)	11	78.57%								
					Question	Department	College				
Response Rate	Mean	STD	Median	Department	Mean	STD	Median	College	Mean	STD	Median
14/17 (82.35%)	4.79	0.43	5.00	421	4.11	1.01	4.00	11747	4.14	1.00	4.00

3 - ORGANIZATION, Feedback for Yanssel Garcia: -
Instructor's materials were well prepared and carefully explained.

Response Option	Weight	Frequency	Percent	Percent Responses	Means						
Strongly Disagree	(1)	0	0.00%		4.64	4.16	4.21				
Disagree	(2)	0	0.00%								
Neutral	(3)	0	0.00%								
Agree	(4)	5	35.71%								
Strongly Agree	(5)	9	64.29%								
					Question	Department	College				
Response Rate	Mean	STD	Median	Department	Mean	STD	Median	College	Mean	STD	Median
14/17 (82.35%)	4.64	0.50	5.00	420	4.16	1.01	4.00	11706	4.21	0.97	4.00

3 - ORGANIZATION, Feedback for Yanssel Garcia: -
Proposed objectives agreed with those actually taught so I knew where the course was going.

Response Option	Weight	Frequency	Percent	Percent Responses	Means						
Strongly Disagree	(1)	0	0.00%		4.64	4.26	4.24				
Disagree	(2)	0	0.00%								
Neutral	(3)	1	7.14%								
Agree	(4)	3	21.43%								
Strongly Agree	(5)	10	71.43%								
					Question	Department	College				
Response Rate	Mean	STD	Median	Department	Mean	STD	Median	College	Mean	STD	Median
14/17 (82.35%)	4.64	0.63	5.00	419	4.26	0.91	4.00	11695	4.24	0.92	4.00

3 - ORGANIZATION, Feedback for Yanssel Garcia: -
Instructor's presentation facilitated my organization of content.

Response Option	Weight	Frequency	Percent	Percent Responses	Means						
Strongly Disagree	(1)	0	0.00%		4.50	4.07	4.14				
Disagree	(2)	0	0.00%								
Neutral	(3)	2	14.29%								
Agree	(4)	3	21.43%								
Strongly Agree	(5)	9	64.29%								
					Question	Department	College				
Response Rate	Mean	STD	Median	Department	Mean	STD	Median	College	Mean	STD	Median
14/17 (82.35%)	4.50	0.76	5.00	421	4.07	1.06	4.00	11659	4.14	1.00	4.00

Course: PHIL3700001.1228: 22FA PHIL3700-001: Space, Time, And Reality
Instructor: Yanssel Garcia *
Response Rate: 14/17 (82.35 %)

4 - GROUP INTERACTION												
Students were encouraged to participate in course discussions.												
Response Option		Weight	Frequency	Percent	Percent Responses	Means						
Strongly Disagree		(1)	0	0.00%		4.64	4.33	4.24				
Disagree		(2)	0	0.00%								
Neutral		(3)	0	0.00%								
Agree		(4)	5	35.71%								
Strongly Agree		(5)	9	64.29%								
Response Rate		Mean	STD	Median	Department	Mean	STD	Median	College	Mean	STD	Median
14/17 (82.35%)		4.64	0.50	5.00	420	4.33	0.91	5.00	11600	4.24	0.95	5.00

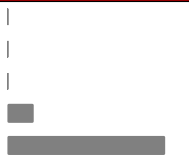

4 - GROUP INTERACTION												
Students were invited to share their ideas and knowledge.												
Response Option		Weight	Frequency	Percent	Percent Responses	Means						
Strongly Disagree		(1)	0	0.00%		4.71	4.45	4.27				
Disagree		(2)	0	0.00%								
Neutral		(3)	0	0.00%								
Agree		(4)	4	28.57%								
Strongly Agree		(5)	10	71.43%								
Response Rate		Mean	STD	Median	Department	Mean	STD	Median	College	Mean	STD	Median
14/17 (82.35%)		4.71	0.47	5.00	420	4.45	0.83	5.00	11583	4.27	0.91	5.00

4 - GROUP INTERACTION												
Students were encouraged to ask questions and given meaningful answers.												
Response Option		Weight	Frequency	Percent	Percent Responses	Means						
Strongly Disagree		(1)	0	0.00%		4.71	4.42	4.32				
Disagree		(2)	0	0.00%								
Neutral		(3)	0	0.00%								
Agree		(4)	4	28.57%								
Strongly Agree		(5)	10	71.43%								
Response Rate		Mean	STD	Median	Department	Mean	STD	Median	College	Mean	STD	Median
14/17 (82.35%)		4.71	0.47	5.00	421	4.42	0.83	5.00	11581	4.32	0.89	5.00



4 - GROUP INTERACTION												
Students were encouraged to express their own ideas and/or question the instructor.												
Response Option		Weight	Frequency	Percent	Percent Responses	Means						
Strongly Disagree		(1)	0	0.00%		4.69	4.41	4.26				
Disagree		(2)	0	0.00%								
Neutral		(3)	0	0.00%								
Agree		(4)	4	30.77%								
Strongly Agree		(5)	9	69.23%								
Response Rate		Mean	STD	Median	Department	Mean	STD	Median	College	Mean	STD	Median
13/17 (76.47%)		4.69	0.48	5.00	417	4.41	0.85	5.00	11517	4.26	0.93	5.00

Course: PHIL3700001.1228: 22FA PHIL3700-001: Space, Time, And Reality
Instructor: Yanssel Garcia *
Response Rate: 14/17 (82.35%)



5 - INDIVIDUAL RAPPORT, Feedback for Yanssel Garcia: -
Instructor was friendly towards individual students.

Response Option	Weight	Frequency	Percent	Percent Responses	Means						
Strongly Disagree	(1)	0	0.00%		4.86	4.43	4.40				
Disagree	(2)	0	0.00%								
Neutral	(3)	0	0.00%								
Agree	(4)	2	14.29%								
Strongly Agree	(5)	12	85.71%								
					Question	Department	College				
Response Rate	Mean	STD	Median	Department	Mean	STD	Median	College	Mean	STD	Median
14/17 (82.35%)	4.86	0.36	5.00	419	4.43	0.84	5.00	11716	4.40	0.85	5.00



5 - INDIVIDUAL RAPPORT, Feedback for Yanssel Garcia: -
Instructor made students feel welcome in seeking help/advice.

Response Option	Weight	Frequency	Percent	Percent Responses	Means						
Strongly Disagree	(1)	0	0.00%		4.93	4.43	4.37				
Disagree	(2)	0	0.00%								
Neutral	(3)	0	0.00%								
Agree	(4)	1	7.14%								
Strongly Agree	(5)	13	92.86%								
					Question	Department	College				
Response Rate	Mean	STD	Median	Department	Mean	STD	Median	College	Mean	STD	Median
14/17 (82.35%)	4.93	0.27	5.00	419	4.43	0.84	5.00	11696	4.37	0.89	5.00

5 - INDIVIDUAL RAPPORT, Feedback for Yanssel Garcia: -
Instructor had a genuine interest in individual students.

Response Option	Weight	Frequency	Percent	Percent Responses	Means						
Strongly Disagree	(1)	0	0.00%		4.86	4.30	4.23				
Disagree	(2)	0	0.00%								
Neutral	(3)	0	0.00%								
Agree	(4)	2	14.29%								
Strongly Agree	(5)	12	85.71%								
					Question	Department	College				
Response Rate	Mean	STD	Median	Department	Mean	STD	Median	College	Mean	STD	Median
14/17 (82.35%)	4.86	0.36	5.00	418	4.30	0.91	5.00	11689	4.23	0.96	5.00

5 - INDIVIDUAL RAPPORT, Feedback for Yanssel Garcia: -
Instructor was adequately accessible to students.

Response Option	Weight	Frequency	Percent	Percent Responses	Means						
Strongly Disagree	(1)	0	0.00%		5.00	4.34	4.32				
Disagree	(2)	0	0.00%								
Neutral	(3)	0	0.00%								
Agree	(4)	0	0.00%								
Strongly Agree	(5)	13	100.00%								
					Question	Department	College				
Response Rate	Mean	STD	Median	Department	Mean	STD	Median	College	Mean	STD	Median
13/17 (76.47%)	5.00	0.00	5.00	416	4.34	0.92	5.00	11671	4.32	0.90	5.00



Course: PHIL3700001.1228: 22FA PHIL3700-001: Space, Time, And Reality
Instructor: Yanssel Garcia *
Response Rate: 14/17 (82.35 %)

6 - BREADTH, Feedback for Yanssel Garcia: -
Instructor contrasted the implications of various theories.

Response Option	Weight	Frequency	Percent	Percent Responses	Means						
Strongly Disagree	(1)	0	0.00%		4.79	4.35	4.13				
Disagree	(2)	0	0.00%								
Neutral	(3)	1	7.14%								
Agree	(4)	1	7.14%								
Strongly Agree	(5)	12	85.71%								
Response Rate	Mean	STD	Median	Department	Mean	STD	Median	College	Mean	STD	Median
14/17 (82.35%)	4.79	0.58	5.00	419	4.35	0.84	5.00	11702	4.13	0.89	4.00

6 - BREADTH, Feedback for Yanssel Garcia: -
Instructor presented the background or origin of ideas/concepts developed.

Response Option	Weight	Frequency	Percent	Percent Responses	Means						
Strongly Disagree	(1)	0	0.00%		4.86	4.43	4.21				
Disagree	(2)	0	0.00%								
Neutral	(3)	0	0.00%								
Agree	(4)	2	14.29%								
Strongly Agree	(5)	12	85.71%								
Response Rate	Mean	STD	Median	Department	Mean	STD	Median	College	Mean	STD	Median
14/17 (82.35%)	4.86	0.36	5.00	419	4.43	0.77	5.00	11691	4.21	0.88	4.00

6 - BREADTH, Feedback for Yanssel Garcia: -
Instructor presented point of view other than his/her own when appropriate.

Response Option	Weight	Frequency	Percent	Percent Responses	Means						
Strongly Disagree	(1)	0	0.00%		4.85	4.43	4.19				
Disagree	(2)	0	0.00%								
Neutral	(3)	0	0.00%								
Agree	(4)	2	15.38%								
Strongly Agree	(5)	11	84.62%								
Response Rate	Mean	STD	Median	Department	Mean	STD	Median	College	Mean	STD	Median
13/17 (76.47%)	4.85	0.38	5.00	417	4.43	0.80	5.00	11678	4.19	0.89	4.00

6 - BREADTH, Feedback for Yanssel Garcia: -
Instructor adequately discussed current developments in the field.

Response Option	Weight	Frequency	Percent	Percent Responses	Means						
Strongly Disagree	(1)	0	0.00%		4.71	4.26	4.17				
Disagree	(2)	0	0.00%								
Neutral	(3)	1	7.14%								
Agree	(4)	2	14.29%								
Strongly Agree	(5)	11	78.57%								
Response Rate	Mean	STD	Median	Department	Mean	STD	Median	College	Mean	STD	Median
14/17 (82.35%)	4.71	0.61	5.00	417	4.26	0.88	4.00	11637	4.17	0.91	4.00

Course: PHIL3700001.1228: 22FA PHIL3700-001: Space, Time, And Reality
Instructor: Yanssel Garcia *
Response Rate: 14/17 (82.35 %)


7 - ASSESSMENT & EVALUATION												
Feedback on examinations/graded material was valuable.												
Response Option	Weight	Frequency	Percent	Percent Responses	Means							
Strongly Disagree	(1)	0	0.00%		4.86	4.09	4.14					
Disagree	(2)	0	0.00%									
Neutral	(3)	0	0.00%									
Agree	(4)	2	14.29%									
Strongly Agree	(5)	12	85.71%									
					0	25	50	100	Question	Department	College	
Response Rate	Mean	STD	Median	Department	Mean	STD	Median	College	Mean	STD	Median	
14/17 (82.35%)	4.86	0.36	5.00	419	4.09	1.02	4.00	11586	4.14	1.00	4.00	


7 - ASSESSMENT & EVALUATION												
Feedback on examinations/graded material was timely.												
Response Option	Weight	Frequency	Percent	Percent Responses	Means							
Strongly Disagree	(1)	0	0.00%		4.64	3.99	4.13					
Disagree	(2)	0	0.00%									
Neutral	(3)	1	7.14%									
Agree	(4)	3	21.43%									
Strongly Agree	(5)	10	71.43%									
					0	25	50	100	Question	Department	College	
Response Rate	Mean	STD	Median	Department	Mean	STD	Median	College	Mean	STD	Median	
14/17 (82.35%)	4.64	0.63	5.00	420	3.99	1.14	4.00	11559	4.13	1.02	4.00	


7 - ASSESSMENT & EVALUATION												
Methods of evaluating student work were fair and appropriate.												
Response Option	Weight	Frequency	Percent	Percent Responses	Means							
Strongly Disagree	(1)	0	0.00%		4.79	4.27	4.27					
Disagree	(2)	0	0.00%									
Neutral	(3)	0	0.00%									
Agree	(4)	3	21.43%									
Strongly Agree	(5)	11	78.57%									
					0	25	50	100	Question	Department	College	
Response Rate	Mean	STD	Median	Department	Mean	STD	Median	College	Mean	STD	Median	
14/17 (82.35%)	4.79	0.43	5.00	414	4.27	0.86	4.00	11544	4.27	0.90	4.00	


7 - ASSESSMENT & EVALUATION												
Examinations/graded materials tested course content as emphasized by the instructor.												
Response Option	Weight	Frequency	Percent	Percent Responses	Means							
Strongly Disagree	(1)	0	0.00%		4.79	4.28	4.28					
Disagree	(2)	0	0.00%									
Neutral	(3)	0	0.00%									
Agree	(4)	3	21.43%									
Strongly Agree	(5)	11	78.57%									
					0	25	50	100	Question	Department	College	
Response Rate	Mean	STD	Median	Department	Mean	STD	Median	College	Mean	STD	Median	
14/17 (82.35%)	4.79	0.43	5.00	419	4.28	0.87	4.00	11498	4.28	0.89	4.00	

Course: PHIL3700001.1228: 22FA PHIL3700-001: Space, Time, And Reality
Instructor: Yanssel Garcia *
Response Rate: 14/17 (82.35%)

8 - ASSIGNMENTS												
Required readings/texts were valuable.												
Response Option		Weight	Frequency	Percent	Percent Responses	Means						
Strongly Disagree		(1)	0	0.00%		4.64		4.19		4.07		
Disagree		(2)	0	0.00%								
Neutral		(3)	0	0.00%								
Agree		(4)	5	35.71%								
Strongly Agree		(5)	9	64.29%								
Response Rate		Mean	STD	Median	Department	Mean	STD	Median	College	Mean	STD	Median
14/17 (82.35%)		4.64	0.50	5.00	419	4.19	0.91	4.00	11563	4.07	0.98	4.00

8 - ASSIGNMENTS												
Readings, homework, laboratories contributed to appreciation and understanding of the subject.												
Response Option		Weight	Frequency	Percent	Percent Responses	Means						
Strongly Disagree		(1)	0	0.00%		4.57		4.25		4.22		
Disagree		(2)	0	0.00%								
Neutral		(3)	1	7.14%								
Agree		(4)	4	28.57%								
Strongly Agree		(5)	9	64.29%								
Response Rate		Mean	STD	Median	Department	Mean	STD	Median	College	Mean	STD	Median
14/17 (82.35%)		4.57	0.65	5.00	413	4.25	0.87	4.00	11467	4.22	0.90	4.00

9 - OVERALL:												
Compared with other courses I have taken at UNO, this course is:												
Response Option		Weight	Frequency	Percent	Percent Responses	Means						
Very Poor		(1)	0	0.00%		4.93		3.99		3.99		
Poor		(2)	0	0.00%								
Average		(3)	0	0.00%								
Good		(4)	1	7.14%								
Very Good		(5)	13	92.86%								
Response Rate		Mean	STD	Median	Department	Mean	STD	Median	College	Mean	STD	Median
14/17 (82.35%)		4.93	0.27	5.00	419	3.99	1.04	4.00	11582	3.99	1.02	4.00

9 - OVERALL:												
Compared with other instructors I have had at UNO, this instructor is:												
Response Option		Weight	Frequency	Percent	Percent Responses	Means						
Very Poor		(1)	0	0.00%		5.00		4.13		4.15		
Poor		(2)	0	0.00%								
Average		(3)	0	0.00%								
Good		(4)	0	0.00%								
Very Good		(5)	14	100.00%								
Response Rate		Mean	STD	Median	Department	Mean	STD	Median	College	Mean	STD	Median
14/17 (82.35%)		5.00	0.00	5.00	417	4.13	1.08	5.00	11498	4.15	1.03	4.00

Course: PHIL3700001.1228: 22FA PHIL3700-001: Space, Time, And Reality
Instructor: Yanssel Garcia *
Response Rate: 14/17 (82.35 %)

10 - Course pace was:

Response Option	Weight	Frequency	Percent	Percent Responses	Means								
Too slow	(1)	0	0.00%		3.43	3.05	3.21	Question	Department	College	Mean	STD	Median
Slow	(2)	0	0.00%										
About right	(3)	9	64.29%										
Fast	(4)	4	28.57%										
Too Fast	(5)	1	7.14%										
0 25 50 100					Question	Department	College						
Response Rate	Mean	STD	Median	Department	Mean	STD	Median	College	Mean	STD	Median		
14/17 (82.35%)	3.43	0.65	3.00	417	3.05	0.55	3.00	11536	3.21	0.59	3.00		

11 - Hours per week required outside of class:

Response Option	Weight	Frequency	Percent	Percent Responses	Means								
0-2	(1)	2	14.29%		2.36	2.19	2.37	Question	Department	College	Mean	STD	Median
2 - 4	(2)	8	57.14%										
5 to 7	(3)	2	14.29%										
8 to 10	(4)	1	7.14%										
More than 10	(5)	1	7.14%										
0 25 50 100					Question	Department	College						
Response Rate	Mean	STD	Median	Department	Mean	STD	Median	College	Mean	STD	Median		
14/17 (82.35%)	2.36	1.08	2.00	421	2.19	0.93	2.00	11583	2.37	1.00	2.00		

12 - Course difficulty, relative to other courses was:

Response Option	Weight	Frequency	Percent	Percent Responses	Means								
Very easy	(1)	0	0.00%		4.21	3.03	3.18	Question	Department	College	Mean	STD	Median
Easy	(2)	0	0.00%										
Average	(3)	0	0.00%										
Difficult	(4)	11	78.57%										
Very difficult	(5)	3	21.43%										
0 25 50 100					Question	Department	College						
Response Rate	Mean	STD	Median	Department	Mean	STD	Median	College	Mean	STD	Median		
14/17 (82.35%)	4.21	0.43	4.00	421	3.03	0.91	3.00	11585	3.18	0.92	3.00		

13 - Course workload, relative to other courses was:

Response Option	Weight	Frequency	Percent	Percent Responses	Means								
Very light	(1)	0	0.00%		3.21	2.84	3.01	Question	Department	College	Mean	STD	Median
Light	(2)	2	14.29%										
Average	(3)	8	57.14%										
Heavy	(4)	3	21.43%										
Very heavy	(5)	1	7.14%										
0 25 50 100					Question	Department	College						
Response Rate	Mean	STD	Median	Department	Mean	STD	Median	College	Mean	STD	Median		
14/17 (82.35%)	3.21	0.80	3.00	419	2.84	0.84	3.00	11580	3.01	0.82	3.00		

Course: PHIL3700001.1228: 22FA PHIL3700-001: Space, Time, And Reality
Instructor: Yanssel Garcia *
Response Rate: 14/17 (82.35 %)

14 - Credit hours completed prior to this semester:

Response Option	Weight	Frequency	Percent	Percent Responses	Means							
Freshmen <26	(1)	1	7.14%									
Sophomore (26-57)	(2)	0	0.00%									
Junior (58-90)	(3)	5	35.71%									
Senior (90+)	(4)	8	57.14%									
Graduate	(5)	0	0.00%									
					0	25	50	100	Question	Department	College	
Response Rate	Mean	STD	Median	Department	Mean	STD	Median	College	Mean	STD	Median	
14/17 (82.35%)	3.43	0.85	4.00	416	2.44	1.22	2.00	11506	2.39	1.25	2.00	

15 - Expected grade in the course:

Response Option	Weight	Frequency	Percent	Percent Responses	Means							
F	(1)	0	0.00%									
D	(2)	0	0.00%									
C- to C+	(3)	3	21.43%									
B- to B+	(4)	4	28.57%									
A- to A+	(5)	7	50.00%									
					0	25	50	100	Question	Department	College	
Response Rate	Mean	STD	Median	Department	Mean	STD	Median	College	Mean	STD	Median	
14/17 (82.35%)	4.29	0.83	4.50	416	4.40	0.76	5.00	11520	4.33	0.85	5.00	

16 - Overall GPA at UNO (Leave blank if not established)

Response Option	Weight	Frequency	Percent	Percent Responses	Means							
< 1.7	(1)	0	0.00%									
1.7 to 2.5	(2)	1	7.69%									
2.51 to 3.3	(3)	3	23.08%									
3.31 to 4.0	(4)	9	69.23%									
					0	25	50	100	Question	Department	College	
Response Rate	Mean	STD	Median	Department	Mean	STD	Median	College	Mean	STD	Median	
13/17 (76.47%)	3.62	0.65	4.00	299	3.60	0.63	4.00	7650	3.62	0.60	4.00	

17 - This course for me was:

Response Option	Weight	Frequency	Percent	Percent Responses	Means							
Required	(1)	7	50.00%									
Elective	(2)	7	50.00%									
					0	25	50	100	Question	Department	College	
Response Rate	Mean	STD	Median	Department	Mean	STD	Median	College	Mean	STD	Median	
14/17 (82.35%)	1.50	0.52	1.50	417	1.60	0.49	2.00	11530	1.24	0.43	1.00	

18 - Level of interest in this subject prior to this course:

Response Option	Weight	Frequency	Percent	Percent Responses	Means							
Very Low	(1)	0	0.00%									
Low	(2)	2	14.29%									
Medium	(3)	3	21.43%									
High	(4)	3	21.43%									
Very High	(5)	6	42.86%									
					0	25	50	100	Question	Department	College	
Response Rate	Mean	STD	Median	Department	Mean	STD	Median	College	Mean	STD	Median	
14/17 (82.35%)	3.93	1.14	4.00	418	3.24	1.06	3.00	11549	3.17	1.06	3.00	

Course: PHIL3700001.1228: 22FA PHIL3700-001: Space, Time, And Reality
Instructor: Yanssel Garcia *
Response Rate: 14/17 (82.35 %)

19 - Which characteristics of Yanssel Garcia or course have been most valuable to your learning experience? -

Response Rate	10/17 (58.82%)
<ul style="list-style-type: none"> • I think the course handouts and the weekly questions were especially helpful in understanding the difficult content of the class. Metaphysics, in my opinion, is incredibly difficult, though Dr. Garcia has given his students all of the available tools to make the material much more digestible. • Enthusiasm, bringing genuine passion to class everyday • This was a very difficult class, particularly for someone who has just gotten into philosophy this semester, but Garcia does a great job at really breaking down the reading and making philosophy slightly easier to understand. • He is a passionate and amazing teacher • Professor Garcia is an incredibly kind and impassioned instructor who gives excellent feedback and is very empathetic with it comes to deadlines or needing help in a certain area. • Capable of explaining things on different levels and in different ways, with added humor to keep me from falling asleep. • Dr. Garcia is an enthusiastic instructor who is passionate about the subject and truly cares about how he conveys subject material to students. He makes himself accessible for questions and help, and he is a friendly and kind person. He teaches very difficult material in a way that's challenging but mostly digestible. His grading methods take into consideration the difficulty of the class, which is much appreciated. • His enthusiasm about the subject and teaching, his own genuine interest in the subject. • Dr. Garcia presented the information in a way that it wasn't filled with philosophy jargon that would be difficult to understand on top of the already challenging topic. When he did have lectures that were heavier in philosophy terms he defined them and made sure we understood those before moving on. That was the biggest reason why I could follow the class and understand what was going on. • Dr. Garcia is very good at systematically presenting the content of his lectures. Relative to other professors, Dr. Garcia is in the top tier I have experienced at UNO. Dr. Garcia is also very accessible. This obviously was beneficial to me throughout the course. 	

20 - Which characteristics of Yanssel Garcia or course are most important for him/her to improve upon? (particularly aspects not covered by the rating items) -

Response Rate	7/17 (41.18%)
<ul style="list-style-type: none"> • Note-taking is an absolute necessity for this class and, while I appreciate Dr. Garcia's use of the whiteboard to outline the major points of his lectures, I think more handouts would make writing the essays and studying for the midterm/final much easier. The fact that I can only think of this minor gripe (if we could even call it that--there aren't many classes where I WANT more supplemental material) is a testament to Dr. Garcia's passion and skill for teaching metaphysics. • Nothing, perfect. • I have no comments • Keeping track of time, in order to properly cover all material. • The only thing I could suggest for Dr. Garcia may be annotating some of the text because it can be very difficult to digest. • I honestly hate discussion boards so much but I understand why professors use them. If I could change anything about the class it would be the discussion boards. • There were a couple times Dr. Garcia commented on things irrelevant to the coursework. Making a derogatory comment about Jordan Peterson was one of them, which I found annoying because I listen to Dr. Peterson all the time. Additionally, some the lectures that included God, either as essential to the discussion or as a peripheral example related to the content, were pretty loosely thrown about which, from a deeply religious perspective like my own, I found irritating. That being said, I did not think Dr. Garcia is prejudiced against these views that I hold. Though there were a couple times I was annoyed or upset because of certain things he said. He seemed to let some of his personal views manifest a bit throughout the semester. Not the biggest deal but definitely something he could work on I would say. All things considered, Dr. Garcia is a good professor, one of the better ones at UNO. 	

Mean of Means Calculations	Mean	Department	College
Assessment and Evaluation	4.77	4.16	4.21
Assignments	4.61	4.22	4.14
Breadth	4.80	4.37	4.18
Enthusiasm	4.95	4.18	4.14
Group Interaction	4.69	4.40	4.27
Individual Rapport	4.91	4.38	4.33
Learning	4.48	4.16	4.10
Organization	4.64	4.15	4.18
Overall	4.97	4.06	4.07