

Course: PHIL1010001.1238: 23FA PHIL1010-001: Meaning Of Life
Instructor: Yanssel Garcia *
Response Rate: 15/23 (65.22%)

1 - LEARNING												
I found this course intellectually challenging and stimulating.												
Response Option		Weight	Frequency	Percent	Percent Responses	Means						
Strongly Disagree		(1)	0	0.00%		4.87	4.21	4.19				
Disagree		(2)	0	0.00%								
Neutral		(3)	0	0.00%								
Agree		(4)	2	13.33%								
Strongly Agree		(5)	13	86.67%								
Response Rate		Mean	STD	Median	Department	Mean	STD	Median	College	Mean	STD	Median
15/23 (65.22%)		4.87	0.35	5.00	323	4.21	1.02	5.00	8374	4.19	0.91	4.00

1 - LEARNING												
I learned something that I consider valuable.												
Response Option		Weight	Frequency	Percent	Percent Responses	Means						
Strongly Disagree		(1)	0	0.00%		4.80	4.34	4.27				
Disagree		(2)	0	0.00%								
Neutral		(3)	1	6.67%								
Agree		(4)	1	6.67%								
Strongly Agree		(5)	13	86.67%								
Response Rate		Mean	STD	Median	Department	Mean	STD	Median	College	Mean	STD	Median
15/23 (65.22%)		4.80	0.56	5.00	323	4.34	0.95	5.00	8308	4.27	0.88	4.00

1 - LEARNING												
My interest in the subject increased as a consequence of this course.												
Response Option		Weight	Frequency	Percent	Percent Responses	Means						
Strongly Disagree		(1)	0	0.00%		4.53	4.01	3.88				
Disagree		(2)	1	6.67%								
Neutral		(3)	0	0.00%								
Agree		(4)	4	26.67%								
Strongly Agree		(5)	10	66.67%								
Response Rate		Mean	STD	Median	Department	Mean	STD	Median	College	Mean	STD	Median
15/23 (65.22%)		4.53	0.83	5.00	322	4.01	1.13	4.00	8303	3.88	1.13	4.00

1 - LEARNING												
I learned and understood the subject materials of this course.												
Response Option		Weight	Frequency	Percent	Percent Responses	Means						
Strongly Disagree		(1)	0	0.00%		4.73	4.16	4.13				
Disagree		(2)	0	0.00%								
Neutral		(3)	0	0.00%								
Agree		(4)	4	26.67%								
Strongly Agree		(5)	11	73.33%								
Response Rate		Mean	STD	Median	Department	Mean	STD	Median	College	Mean	STD	Median
15/23 (65.22%)		4.73	0.46	5.00	322	4.16	0.95	4.00	8273	4.13	0.92	4.00



Course: PHIL1010001.1238: 23FA PHIL1010-001: Meaning Of Life
Instructor: Yanssel Garcia *
Response Rate: 15/23 (65.22 %)

2 - ENTHUSIASM, Feedback for Yanssel Garcia: -												
Instructor was enthusiastic about teaching this course.												
Response Option		Weight	Frequency	Percent	Percent Responses	Means						
Strongly Disagree		(1)	0	0.00%		4.87	4.47	4.36				
Disagree		(2)	0	0.00%								
Neutral		(3)	0	0.00%								
Agree		(4)	2	13.33%								
Strongly Agree		(5)	13	86.67%								
Response Rate		Mean	STD	Median	Department	Mean	STD	Median	College	Mean	STD	Median
15/23 (65.22%)		4.87	0.35	5.00	322	4.47	0.87	5.00	8432	4.36	0.87	5.00

2 - ENTHUSIASM, Feedback for Yanssel Garcia: -												
Instructor was dynamic and energetic in conducting the course.												
Response Option		Weight	Frequency	Percent	Percent Responses	Means						
Strongly Disagree		(1)	0	0.00%		4.67	4.38	4.25				
Disagree		(2)	0	0.00%								
Neutral		(3)	2	13.33%								
Agree		(4)	1	6.67%								
Strongly Agree		(5)	12	80.00%								
Response Rate		Mean	STD	Median	Department	Mean	STD	Median	College	Mean	STD	Median
15/23 (65.22%)		4.67	0.72	5.00	321	4.38	0.93	5.00	8401	4.25	0.95	5.00

2 - ENTHUSIASM, Feedback for Yanssel Garcia: -												
Instructor enhanced presentations with use of humor.												
Response Option		Weight	Frequency	Percent	Percent Responses	Means						
Strongly Disagree		(1)	0	0.00%		4.87	4.21	4.07				
Disagree		(2)	0	0.00%								
Neutral		(3)	1	6.67%								
Agree		(4)	0	0.00%								
Strongly Agree		(5)	14	93.33%								
Response Rate		Mean	STD	Median	Department	Mean	STD	Median	College	Mean	STD	Median
15/23 (65.22%)		4.87	0.52	5.00	321	4.21	1.04	5.00	8401	4.07	1.05	4.00

2 - ENTHUSIASM, Feedback for Yanssel Garcia: -												
Instructor's style of presentation held my interest during the course.												
Response Option		Weight	Frequency	Percent	Percent Responses	Means						
Strongly Disagree		(1)	0	0.00%		4.60	4.03	3.95				
Disagree		(2)	1	6.67%								
Neutral		(3)	1	6.67%								
Agree		(4)	1	6.67%								
Strongly Agree		(5)	12	80.00%								
Response Rate		Mean	STD	Median	Department	Mean	STD	Median	College	Mean	STD	Median
15/23 (65.22%)		4.60	0.91	5.00	319	4.03	1.20	4.00	8385	3.95	1.15	4.00



Course: PHIL1010001.1238: 23FA PHIL1010-001: Meaning Of Life
Instructor: Yanssel Garcia *
Response Rate: 15/23 (65.22 %)

3 - ORGANIZATION, Feedback for Yanssel Garcia: -
Instructor's explanations were clear.

Response Option	Weight	Frequency	Percent	Percent Responses	Means						
Strongly Disagree	(1)	0	0.00%		4.47	4.14	4.14				
Disagree	(2)	0	0.00%								
Neutral	(3)	2	13.33%								
Agree	(4)	4	26.67%								
Strongly Agree	(5)	9	60.00%								
Response Rate	Mean	STD	Median	Department	Mean	STD	Median	College	Mean	STD	Median
15/23 (65.22%)	4.47	0.74	5.00	323	4.14	1.07	4.00	8427	4.14	1.00	4.00

3 - ORGANIZATION, Feedback for Yanssel Garcia: -
Instructor's materials were well prepared and carefully explained.

Response Option	Weight	Frequency	Percent	Percent Responses	Means						
Strongly Disagree	(1)	0	0.00%		4.73	4.19	4.23				
Disagree	(2)	0	0.00%								
Neutral	(3)	0	0.00%								
Agree	(4)	4	26.67%								
Strongly Agree	(5)	11	73.33%								
Response Rate	Mean	STD	Median	Department	Mean	STD	Median	College	Mean	STD	Median
15/23 (65.22%)	4.73	0.46	5.00	323	4.19	1.03	4.00	8393	4.23	0.96	4.00

3 - ORGANIZATION, Feedback for Yanssel Garcia: -
Proposed objectives agreed with those actually taught so I knew where the course was going.

Response Option	Weight	Frequency	Percent	Percent Responses	Means						
Strongly Disagree	(1)	0	0.00%		4.80	4.24	4.27				
Disagree	(2)	0	0.00%								
Neutral	(3)	0	0.00%								
Agree	(4)	3	20.00%								
Strongly Agree	(5)	12	80.00%								
Response Rate	Mean	STD	Median	Department	Mean	STD	Median	College	Mean	STD	Median
15/23 (65.22%)	4.80	0.41	5.00	323	4.24	0.98	4.00	8392	4.27	0.90	4.00

3 - ORGANIZATION, Feedback for Yanssel Garcia: -
Instructor's presentation facilitated my organization of content.

Response Option	Weight	Frequency	Percent	Percent Responses	Means						
Strongly Disagree	(1)	0	0.00%		4.80	4.07	4.15				
Disagree	(2)	0	0.00%								
Neutral	(3)	0	0.00%								
Agree	(4)	3	20.00%								
Strongly Agree	(5)	12	80.00%								
Response Rate	Mean	STD	Median	Department	Mean	STD	Median	College	Mean	STD	Median
15/23 (65.22%)	4.80	0.41	5.00	321	4.07	1.12	4.00	8350	4.15	0.98	4.00

Course: PHIL1010001.1238: 23FA PHIL1010-001: Meaning Of Life
Instructor: Yanssel Garcia *
Response Rate: 15/23 (65.22 %)

4 - GROUP INTERACTION												
Students were encouraged to participate in course discussions.												
Response Option		Weight	Frequency	Percent	Percent Responses	Means						
Strongly Disagree		(1)	0	0.00%		4.80	4.49	4.25				
Disagree		(2)	0	0.00%								
Neutral		(3)	0	0.00%								
Agree		(4)	3	20.00%								
Strongly Agree		(5)	12	80.00%								
Response Rate		Mean	STD	Median	Department	Mean	STD	Median	College	Mean	STD	Median
15/23 (65.22%)		4.80	0.41	5.00	323	4.49	0.77	5.00	8342	4.25	0.94	5.00

4 - GROUP INTERACTION												
Students were invited to share their ideas and knowledge.												
Response Option		Weight	Frequency	Percent	Percent Responses	Means						
Strongly Disagree		(1)	0	0.00%		4.80	4.55	4.29				
Disagree		(2)	0	0.00%								
Neutral		(3)	0	0.00%								
Agree		(4)	3	20.00%								
Strongly Agree		(5)	12	80.00%								
Response Rate		Mean	STD	Median	Department	Mean	STD	Median	College	Mean	STD	Median
15/23 (65.22%)		4.80	0.41	5.00	323	4.55	0.74	5.00	8319	4.29	0.90	5.00

4 - GROUP INTERACTION												
Students were encouraged to ask questions and given meaningful answers.												
Response Option		Weight	Frequency	Percent	Percent Responses	Means						
Strongly Disagree		(1)	0	0.00%		4.87	4.50	4.35				
Disagree		(2)	0	0.00%								
Neutral		(3)	0	0.00%								
Agree		(4)	2	13.33%								
Strongly Agree		(5)	13	86.67%								
Response Rate		Mean	STD	Median	Department	Mean	STD	Median	College	Mean	STD	Median
15/23 (65.22%)		4.87	0.35	5.00	323	4.50	0.80	5.00	8316	4.35	0.87	5.00

4 - GROUP INTERACTION												
Students were encouraged to express their own ideas and/or question the instructor.												
Response Option		Weight	Frequency	Percent	Percent Responses	Means						
Strongly Disagree		(1)	0	0.00%		4.73	4.51	4.28				
Disagree		(2)	0	0.00%								
Neutral		(3)	1	6.67%								
Agree		(4)	2	13.33%								
Strongly Agree		(5)	12	80.00%								
Response Rate		Mean	STD	Median	Department	Mean	STD	Median	College	Mean	STD	Median
15/23 (65.22%)		4.73	0.59	5.00	318	4.51	0.77	5.00	8282	4.28	0.91	5.00



Course: PHIL1010001.1238: 23FA PHIL1010-001: Meaning Of Life
Instructor: Yanssel Garcia *
Response Rate: 15/23 (65.22 %)

5 - INDIVIDUAL RAPPORT, Feedback for Yanssel Garcia: -
Instructor was friendly towards individual students.

Response Option	Weight	Frequency	Percent	Percent Responses	Means							
Strongly Disagree	(1)	0	0.00%		4.73	4.42	4.42					
Disagree	(2)	0	0.00%									
Neutral	(3)	0	0.00%									
Agree	(4)	4	26.67%									
Strongly Agree	(5)	11	73.33%									
					0	25	50	100	Question	Department	College	
Response Rate	Mean	STD	Median	Department	Mean	STD	Median	College	Mean	STD	Median	
15/23 (65.22%)	4.73	0.46	5.00	323	4.42	0.86	5.00	8429	4.42	0.82	5.00	

5 - INDIVIDUAL RAPPORT, Feedback for Yanssel Garcia: -
Instructor made students feel welcome in seeking help/advice.

Response Option	Weight	Frequency	Percent	Percent Responses	Means							
Strongly Disagree	(1)	0	0.00%		4.73	4.38	4.39					
Disagree	(2)	0	0.00%									
Neutral	(3)	1	6.67%									
Agree	(4)	2	13.33%									
Strongly Agree	(5)	12	80.00%									
					0	25	50	100	Question	Department	College	
Response Rate	Mean	STD	Median	Department	Mean	STD	Median	College	Mean	STD	Median	
15/23 (65.22%)	4.73	0.59	5.00	322	4.38	0.96	5.00	8410	4.39	0.87	5.00	

5 - INDIVIDUAL RAPPORT, Feedback for Yanssel Garcia: -
Instructor had a genuine interest in individual students.

Response Option	Weight	Frequency	Percent	Percent Responses	Means							
Strongly Disagree	(1)	0	0.00%		4.60	4.28	4.25					
Disagree	(2)	0	0.00%									
Neutral	(3)	2	13.33%									
Agree	(4)	2	13.33%									
Strongly Agree	(5)	11	73.33%									
					0	25	50	100	Question	Department	College	
Response Rate	Mean	STD	Median	Department	Mean	STD	Median	College	Mean	STD	Median	
15/23 (65.22%)	4.60	0.74	5.00	322	4.28	0.98	5.00	8399	4.25	0.96	5.00	

5 - INDIVIDUAL RAPPORT, Feedback for Yanssel Garcia: -
Instructor was adequately accessible to students.

Response Option	Weight	Frequency	Percent	Percent Responses	Means							
Strongly Disagree	(1)	0	0.00%		4.60	4.34	4.34					
Disagree	(2)	0	0.00%									
Neutral	(3)	2	13.33%									
Agree	(4)	2	13.33%									
Strongly Agree	(5)	11	73.33%									
					0	25	50	100	Question	Department	College	
Response Rate	Mean	STD	Median	Department	Mean	STD	Median	College	Mean	STD	Median	
15/23 (65.22%)	4.60	0.74	5.00	322	4.34	0.91	5.00	8380	4.34	0.88	5.00	



Course: PHIL1010001.1238: 23FA PHIL1010-001: Meaning Of Life
Instructor: Yanssel Garcia *
Response Rate: 15/23 (65.22%)

6 - BREADTH, Feedback for Yanssel Garcia: -
Instructor contrasted the implications of various theories.

Response Option	Weight	Frequency	Percent	Percent Responses	Means							
Strongly Disagree	(1)	0	0.00%		4.80	4.43	4.14					
Disagree	(2)	0	0.00%									
Neutral	(3)	0	0.00%									
Agree	(4)	3	20.00%									
Strongly Agree	(5)	12	80.00%									
					0	25	50	100	Question	Department	College	
Response Rate	Mean	STD	Median	Department	Mean	STD	Median	College	Mean	STD	Median	
15/23 (65.22%)	4.80	0.41	5.00	322	4.43	0.76	5.00	8420	4.14	0.88	4.00	

6 - BREADTH, Feedback for Yanssel Garcia: -
Instructor presented the background or origin of ideas/concepts developed.

Response Option	Weight	Frequency	Percent	Percent Responses	Means							
Strongly Disagree	(1)	0	0.00%		4.80	4.43	4.23					
Disagree	(2)	0	0.00%									
Neutral	(3)	0	0.00%									
Agree	(4)	3	20.00%									
Strongly Agree	(5)	12	80.00%									
					0	25	50	100	Question	Department	College	
Response Rate	Mean	STD	Median	Department	Mean	STD	Median	College	Mean	STD	Median	
15/23 (65.22%)	4.80	0.41	5.00	322	4.43	0.77	5.00	8405	4.23	0.86	4.00	

6 - BREADTH, Feedback for Yanssel Garcia: -
Instructor presented point of view other than his/her own when appropriate.

Response Option	Weight	Frequency	Percent	Percent Responses	Means							
Strongly Disagree	(1)	0	0.00%		4.87	4.43	4.20					
Disagree	(2)	0	0.00%									
Neutral	(3)	0	0.00%									
Agree	(4)	2	13.33%									
Strongly Agree	(5)	13	86.67%									
					0	25	50	100	Question	Department	College	
Response Rate	Mean	STD	Median	Department	Mean	STD	Median	College	Mean	STD	Median	
15/23 (65.22%)	4.87	0.35	5.00	322	4.43	0.84	5.00	8403	4.20	0.87	4.00	

6 - BREADTH, Feedback for Yanssel Garcia: -
Instructor adequately discussed current developments in the field.

Response Option	Weight	Frequency	Percent	Percent Responses	Means							
Strongly Disagree	(1)	0	0.00%		4.47	4.30	4.18					
Disagree	(2)	0	0.00%									
Neutral	(3)	2	13.33%									
Agree	(4)	4	26.67%									
Strongly Agree	(5)	9	60.00%									
					0	25	50	100	Question	Department	College	
Response Rate	Mean	STD	Median	Department	Mean	STD	Median	College	Mean	STD	Median	
15/23 (65.22%)	4.47	0.74	5.00	321	4.30	0.90	5.00	8360	4.18	0.90	4.00	



Course: PHIL1010001.1238: 23FA PHIL1010-001: Meaning Of Life
Instructor: Yanssel Garcia *
Response Rate: 15/23 (65.22 %)

7 - ASSESSMENT & EVALUATION												
Feedback on examinations/graded material was valuable.												
Response Option	Weight	Frequency	Percent	Percent Responses	Means							
Strongly Disagree	(1)	0	0.00%		4.60	4.03	4.12					
Disagree	(2)	1	6.67%									
Neutral	(3)	1	6.67%									
Agree	(4)	1	6.67%									
Strongly Agree	(5)	12	80.00%									
					0	25	50	100	Question	Department	College	
Response Rate	Mean	STD	Median	Department	Mean	STD	Median	College	Mean	STD	Median	
15/23 (65.22%)	4.60	0.91	5.00	323	4.03	1.17	4.00	8338	4.12	1.01	4.00	

7 - ASSESSMENT & EVALUATION												
Feedback on examinations/graded material was timely.												
Response Option	Weight	Frequency	Percent	Percent Responses	Means							
Strongly Disagree	(1)	0	0.00%		4.53	3.98	4.13					
Disagree	(2)	1	6.67%									
Neutral	(3)	0	0.00%									
Agree	(4)	4	26.67%									
Strongly Agree	(5)	10	66.67%									
					0	25	50	100	Question	Department	College	
Response Rate	Mean	STD	Median	Department	Mean	STD	Median	College	Mean	STD	Median	
15/23 (65.22%)	4.53	0.83	5.00	322	3.98	1.22	4.00	8320	4.13	1.04	4.00	

7 - ASSESSMENT & EVALUATION												
Methods of evaluating student work were fair and appropriate.												
Response Option	Weight	Frequency	Percent	Percent Responses	Means							
Strongly Disagree	(1)	0	0.00%		4.79	4.24	4.28					
Disagree	(2)	0	0.00%									
Neutral	(3)	0	0.00%									
Agree	(4)	3	21.43%									
Strongly Agree	(5)	11	78.57%									
					0	25	50	100	Question	Department	College	
Response Rate	Mean	STD	Median	Department	Mean	STD	Median	College	Mean	STD	Median	
14/23 (60.87%)	4.79	0.43	5.00	320	4.24	0.93	4.00	8306	4.28	0.90	4.00	

7 - ASSESSMENT & EVALUATION												
Examinations/graded materials tested course content as emphasized by the instructor.												
Response Option	Weight	Frequency	Percent	Percent Responses	Means							
Strongly Disagree	(1)	0	0.00%		4.53	4.28	4.29					
Disagree	(2)	0	0.00%									
Neutral	(3)	2	13.33%									
Agree	(4)	3	20.00%									
Strongly Agree	(5)	10	66.67%									
					0	25	50	100	Question	Department	College	
Response Rate	Mean	STD	Median	Department	Mean	STD	Median	College	Mean	STD	Median	
15/23 (65.22%)	4.53	0.74	5.00	320	4.28	0.91	4.00	8279	4.29	0.87	4.00	



Course: PHIL1010001.1238: 23FA PHIL1010-001: Meaning Of Life
Instructor: Yanssel Garcia *
Response Rate: 15/23 (65.22 %)

8 - ASSIGNMENTS												
Required readings/texts were valuable.												
Response Option	Weight	Frequency	Percent	Percent Responses	Means							
Strongly Disagree	(1)	0	0.00%		4.29	4.14	4.05					
Disagree	(2)	0	0.00%									
Neutral	(3)	3	21.43%									
Agree	(4)	4	28.57%									
Strongly Agree	(5)	7	50.00%									
					0	25	50	100	Question	Department	College	
Response Rate	Mean	STD	Median	Department	Mean	STD	Median	College	Mean	STD	Median	
14/23 (60.87%)	4.29	0.83	4.50	322	4.14	1.02	4.00	8319	4.05	0.98	4.00	

8 - ASSIGNMENTS												
Readings, homework, laboratories contributed to appreciation and understanding of the subject.												
Response Option	Weight	Frequency	Percent	Percent Responses	Means							
Strongly Disagree	(1)	0	0.00%		4.43	4.22	4.23					
Disagree	(2)	1	7.14%									
Neutral	(3)	0	0.00%									
Agree	(4)	5	35.71%									
Strongly Agree	(5)	8	57.14%									
					0	25	50	100	Question	Department	College	
Response Rate	Mean	STD	Median	Department	Mean	STD	Median	College	Mean	STD	Median	
14/23 (60.87%)	4.43	0.85	5.00	319	4.22	0.97	4.00	8265	4.23	0.90	4.00	

9 - OVERALL:												
Compared with other courses I have taken at UNO, this course is:												
Response Option	Weight	Frequency	Percent	Percent Responses	Means							
Very Poor	(1)	0	0.00%		4.67	4.04	4.00					
Poor	(2)	0	0.00%									
Average	(3)	1	6.67%									
Good	(4)	3	20.00%									
Very Good	(5)	11	73.33%									
					0	25	50	100	Question	Department	College	
Response Rate	Mean	STD	Median	Department	Mean	STD	Median	College	Mean	STD	Median	
15/23 (65.22%)	4.67	0.62	5.00	322	4.04	1.07	4.00	8323	4.00	1.01	4.00	

9 - OVERALL:												
Compared with other instructors I have had at UNO, this instructor is:												
Response Option	Weight	Frequency	Percent	Percent Responses	Means							
Very Poor	(1)	0	0.00%		4.71	4.19	4.17					
Poor	(2)	0	0.00%									
Average	(3)	1	7.14%									
Good	(4)	2	14.29%									
Very Good	(5)	11	78.57%									
					0	25	50	100	Question	Department	College	
Response Rate	Mean	STD	Median	Department	Mean	STD	Median	College	Mean	STD	Median	
14/23 (60.87%)	4.71	0.61	5.00	321	4.19	1.06	5.00	8262	4.17	1.01	4.00	



Course: PHIL1010001.1238: 23FA PHIL1010-001: Meaning Of Life
Instructor: Yanssel Garcia *
Response Rate: 15/23 (65.22 %)

10 - Course pace was:

Response Option	Weight	Frequency	Percent	Percent Responses	Means							
Too slow	(1)	0	0.00%			3.40	3.15	3.22	Question	Department	College	
Slow	(2)	0	0.00%									
About right	(3)	10	66.67%	██████████								
Fast	(4)	4	26.67%	██████								
Too Fast	(5)	1	6.67%	█								
0 25 50 100					Question	Department	College					
Response Rate	Mean	STD	Median	Department	Mean	STD	Median	College	Mean	STD	Median	
15/23 (65.22%)	3.40	0.63	3.00	323	3.15	0.59	3.00	8300	3.22	0.61	3.00	

11 - Hours per week required outside of class:

Response Option	Weight	Frequency	Percent	Percent Responses	Means							
0-2	(1)	0	0.00%			2.40	2.06	2.32	Question	Department	College	
2 - 4	(2)	9	60.00%	██████████								
5 to 7	(3)	6	40.00%	██████								
8 to 10	(4)	0	0.00%									
More than 10	(5)	0	0.00%									
0 25 50 100					Question	Department	College					
Response Rate	Mean	STD	Median	Department	Mean	STD	Median	College	Mean	STD	Median	
15/23 (65.22%)	2.40	0.51	2.00	323	2.06	0.89	2.00	8326	2.32	0.99	2.00	

12 - Course difficulty, relative to other courses was:

Response Option	Weight	Frequency	Percent	Percent Responses	Means							
Very easy	(1)	0	0.00%			3.79	3.08	3.20	Question	Department	College	
Easy	(2)	1	7.14%	█								
Average	(3)	2	14.29%	██								
Difficult	(4)	10	71.43%	██████████								
Very difficult	(5)	1	7.14%	█								
0 25 50 100					Question	Department	College					
Response Rate	Mean	STD	Median	Department	Mean	STD	Median	College	Mean	STD	Median	
14/23 (60.87%)	3.79	0.70	4.00	321	3.08	0.92	3.00	8334	3.20	0.90	3.00	

13 - Course workload, relative to other courses was:

Response Option	Weight	Frequency	Percent	Percent Responses	Means							
Very light	(1)	1	6.67%	█		2.87	2.80	2.99	Question	Department	College	
Light	(2)	2	13.33%	██								
Average	(3)	10	66.67%	██████████								
Heavy	(4)	2	13.33%	██								
Very heavy	(5)	0	0.00%									
0 25 50 100					Question	Department	College					
Response Rate	Mean	STD	Median	Department	Mean	STD	Median	College	Mean	STD	Median	
15/23 (65.22%)	2.87	0.74	3.00	323	2.80	0.79	3.00	8330	2.99	0.81	3.00	

Course: PHIL1010001.1238: 23FA PHIL1010-001: Meaning Of Life
Instructor: Yanssel Garcia *
Response Rate: 15/23 (65.22 %)

14 - Credit hours completed prior to this semester:															
Response Option	Weight	Frequency	Percent	Percent Responses	Means										
Freshmen <26	(1)	5	33.33%		2.20	2.30	2.43								
Sophomore (26-57)	(2)	6	40.00%												
Junior (58-90)	(3)	1	6.67%												
Senior (90+)	(4)	2	13.33%												
Graduate	(5)	1	6.67%												
					0	25	50	100	Question	Department	College				
Response Rate	Mean	STD	Median	Department	Mean	STD	Median	College	Mean	STD	Median				
15/23 (65.22%)	2.20	1.26	2.00	320	2.30	1.10	2.00	8283	2.43	1.25	2.00				

15 - Expected grade in the course:															
Response Option	Weight	Frequency	Percent	Percent Responses	Means										
F	(1)	0	0.00%		4.13	4.38	4.39								
D	(2)	0	0.00%												
C- to C+	(3)	1	6.67%												
B- to B+	(4)	11	73.33%												
A- to A+	(5)	3	20.00%												
					0	25	50	100	Question	Department	College				
Response Rate	Mean	STD	Median	Department	Mean	STD	Median	College	Mean	STD	Median				
15/23 (65.22%)	4.13	0.52	4.00	320	4.38	0.76	5.00	8283	4.39	0.81	5.00				

16 - Overall GPA at UNO (Leave blank if not established)															
Response Option	Weight	Frequency	Percent	Percent Responses	Means										
< 1.7	(1)	0	0.00%		4.00	3.65	3.66								
1.7 to 2.5	(2)	0	0.00%												
2.51 to 3.3	(3)	0	0.00%												
3.31 to 4.0	(4)	8	100.00%												
					0	25	50	100	Question	Department	College				
Response Rate	Mean	STD	Median	Department	Mean	STD	Median	College	Mean	STD	Median				
8/23 (34.78%)	4.00	0.00	4.00	224	3.65	0.56	4.00	5737	3.66	0.59	4.00				

17 - This course for me was:															
Response Option	Weight	Frequency	Percent	Percent Responses	Means										
Required	(1)	4	26.67%		1.73	1.59	1.23								
Elective	(2)	11	73.33%												
					0	25	50	100	Question	Department	College				
Response Rate	Mean	STD	Median	Department	Mean	STD	Median	College	Mean	STD	Median				
15/23 (65.22%)	1.73	0.46	2.00	322	1.59	0.49	2.00	8296	1.23	0.42	1.00				

18 - Level of interest in this subject prior to this course:															
Response Option	Weight	Frequency	Percent	Percent Responses	Means										
Very Low	(1)	0	0.00%		3.67	3.26	3.18								
Low	(2)	2	13.33%												
Medium	(3)	4	26.67%												
High	(4)	6	40.00%												
Very High	(5)	3	20.00%												
					0	25	50	100	Question	Department	College				
Response Rate	Mean	STD	Median	Department	Mean	STD	Median	College	Mean	STD	Median				
15/23 (65.22%)	3.67	0.98	4.00	323	3.26	1.05	3.00	8314	3.18	1.06	3.00				



Course: PHIL1010001.1238: 23FA PHIL1010-001: Meaning Of Life
Instructor: Yanssel Garcia *
Response Rate: 15/23 (65.22 %)

19 - Which characteristics of Yanssel Garcia or course have been most valuable to your learning experience? -

Response Rate	15/23 (65.22%)
----------------------	----------------

- He knew his stuff. He did such a good job in breaking down the readings and giving examples so that we could really understand the information. A lot of the readings assigned were difficult to understand but his lecture was very vital in being able to understand it. His lectures were engaging and extremely interesting and thought provoking. In the beginning of the semester he was extremely open about this class being difficult which gave me a better mindset surrounding the effort I needed to put in to get a good grade.
- Teaching style was the best out of any professor so far. The explanation and examples we talked about in group then as a class helped me understand all the concepts. The feed back on the essays were also really helpful in getting my arguments better.
- The most valuable thing in this course was how many examples Dr. Garcia had. If a student was not understanding something, he made sure to get them to a point where they did.
- His way of getting my attention
- I very much enjoyed all the in-class discussion.
- Very enthusiastic teacher and keeps things fun. Obviously very passionate about the subject.
- Very enthusiastic about the subject. Used storytelling as well as examples to give different views of philosophers. Is open to questions and wants the best for each one of his students in a relatively difficult course.
- you are one of the best lecturers i have had in collage. you always made the content interesting and enjoyable
- He seems very knowledgeable on the subject matter, and challenges the students in their beliefs stimulate questioning. He provides useful feedback, and due to the nature of this course I found it very beneficial that he was not condescending in any way when students didn't know the answer. He genuinely wanted the students to learn.
- I appreciated that we were taught a variety of different ideas, rather than narrowing in on just one or two. Class handouts posted on canvas were useful.
- Yanssel presented the material with objectivity and gave well reasoned arguments for each theory, leaving you "on the fence" as he says. He reassures us that this is where you're supposed to be, because it means you can reason well. Critical thinking and reasoning well are the most valuable takeaways from this class.
- The structure and material in this class was beneficial, timely, and encouraged further learning. Feedback was exceedingly helpful and given in a positive way. Garcia is one of the best professors at this institution and he truly wants students to succeed.
- Yanssel Garcia truly has an interest in what he teaches. In turn, this made me interested in the course and want to develop more in this area of study.
- -Very enthusiastic and passionate lecturer. Great to listen to. -The beginning of the semester is a bit slow. The first writing assignment could have been a little more interesting
- I think that Yanssel is very much in tune with his students. He is always interacting with us before class and is always trying to learn about our perspectives on new things that happen in the world. For example, Professor Garcia spoke a lot about the use of Chat-GPT and the amazing things it could do. He even encouraged us to use it to help us with our papers. He is a great guy. very epic.

20 - Which characteristics of Yanssel Garcia or course are most important for him/her to improve upon? (particularly aspects not covered by the rating items) -

Response Rate	15/23 (65.22%)
----------------------	----------------

- N/A
- None.
- I do not have any improvements. I really enjoyed this course.
- Explaining why something is wrong more in depth
- I think maybe adding even more peer edits to help us throughout our essay would help a lot.
- This course is extremely fast paced. Could help to slow things down. Knowing what topics need to be studied for the exam in advance would be nice. Lectures are given verbally and not a lot of opportunity for detailed note taking during course due to pace. Posting lecture notes in canvas could be helpful.
- I think instead of the discussion posts there could be a time frame at the beginning of class for people to ask questions they have about the previous week. Those in class discussions as well as talking with groups during class could make up those participation points.
- I wish you had included more of the assignments in Canvas. I frequently use the dashboard to plan my week, and if the discussion boards and peer review days were listed as assignments with due dates in Canvas, I wouldn't have forgotten so many of them.
- Personally, I would've liked more time to look at more topics, but I understand we were limited on time.
- Grading in this class was incredibly tough. I came into this class looking for something fun for my last semester, but I was met with some of the most ridiculous expectations of any 1000 level course I have taken at UNO. I understand these expectations of higher level classes, but a level 1000 class? The professor even said before class one day that he grades us like graduate students, or something similar. His expectations of mostly freshman is wild to me because as a senior with plenty of writing experience, I was struggling with some of these papers. For the feedback on the papers, we are given a generic key. I found some of this useful, however I would much rather have had personal comments and feedback on my papers. I felt that some of the responses in the key were not clear enough when looking at the section he applied it to, so I really wasn't sure what I got wrong in that way. I think students would benefit from having more specific and personalized feedback. For the weekly discussion posts, I just wanted to say that it's actually really hard for some people to ask questions. It isn't as easy to ask something in front of the whole class as the professor might think. I also struggled to know when these were due, as they didn't pop up on canvas and the time of them being graded was inconsistent. Sometimes they were graded immediately after class on Tuesdays, and other times they were graded a week after they were gone over in class. This made it hard for students.
- I feel that one class to go over our writing assignments was not enough and that figuring it out alone was harder than expected. I always got a good grade, but I rarely felt extremely confident when turning it in. Probably because I rarely truly believed what I was arguing for but also just the lack of reassurance that I'm on the right track. I'm not sure how this can be an area of improvement though, because I learned a lot through the process, so I guess I'm just complaining since there's not much else I'm unsatisfied with.
- The writing assignments are meant to be difficult and they require more guidance and feedback before submitting. Therefore, students would benefit from additional class time to review and get feedback from either students or the professor. Or since the level of difficulty is at its peak for the third writing assignment, then students would benefit from submitting drafts for the third assignment before actually submitting a full draft for a grade.
- I feel that the course should develop more on when and how theories were founded. To me, understanding the foundation of information helps me relate it even more to the topic at hand.
- -Dr. Garcia cancelled class due to a conference and a sick day this semester which threw off the schedule for the due dates of the weekly discussion posts. Sometimes they were due Tuesday, other times it was due Thursday. Make clear when the discussion questions are due. -Writing workshops are not that useful. maybe force the groups to mix up since we talk to the same students for every discussion/writing workshop
- 1. I think that adding more resources to help with specific lectures could help improve students' understanding of critical concepts. I found this philosophy professor on Youtube called Jeffery Kaplan that explains the same topics as use in similar ways. It helped me greatly to have another resource to strengthen my understanding of concepts. Class was epic

Course: PHIL1010001.1238: 23FA PHIL1010-001: Meaning Of Life
Instructor: Yanssel Garcia *
Response Rate: 15/23 (65.22 %)

Mean of Means Calculations	Mean	Department	College	
01) Learning	4.73	4.18	4.12	
02) Enthusiasm	4.75	4.27	4.16	
03) Organization	4.70	4.16	4.20	
04) Group Interaction	4.80	4.51	4.29	
05) Individual Rapport	4.67	4.36	4.35	
06) Breadth	4.74	4.40	4.19	
07) Assessment and Evaluation	4.61	4.13	4.21	
08) Assignments	4.36	4.18	4.14	
09) Overall	4.69	4.12	4.09	



Course: PHIL1010002.1238: 23FA PHIL1010-002: Meaning Of Life
Instructor: Yanssel Garcia *
Response Rate: 16/25 (64.00%)

1 - LEARNING												
I found this course intellectually challenging and stimulating.												
Response Option		Weight	Frequency	Percent	Percent Responses	Means						
Strongly Disagree		(1)	0	0.00%		4.50		4.21		4.19		
Disagree		(2)	0	0.00%								
Neutral		(3)	2	12.50%								
Agree		(4)	4	25.00%								
Strongly Agree		(5)	10	62.50%								
Response Rate		Mean	STD	Median	Department	Mean	STD	Median	College	Mean	STD	Median
16/25 (64.00%)		4.50	0.73	5.00	323	4.21	1.02	5.00	8374	4.19	0.91	4.00

1 - LEARNING												
I learned something that I consider valuable.												
Response Option		Weight	Frequency	Percent	Percent Responses	Means						
Strongly Disagree		(1)	0	0.00%		4.56		4.34		4.27		
Disagree		(2)	0	0.00%								
Neutral		(3)	1	6.25%								
Agree		(4)	5	31.25%								
Strongly Agree		(5)	10	62.50%								
Response Rate		Mean	STD	Median	Department	Mean	STD	Median	College	Mean	STD	Median
16/25 (64.00%)		4.56	0.63	5.00	323	4.34	0.95	5.00	8308	4.27	0.88	4.00

1 - LEARNING												
My interest in the subject increased as a consequence of this course.												
Response Option		Weight	Frequency	Percent	Percent Responses	Means						
Strongly Disagree		(1)	0	0.00%		4.31		4.01		3.88		
Disagree		(2)	0	0.00%								
Neutral		(3)	4	25.00%								
Agree		(4)	3	18.75%								
Strongly Agree		(5)	9	56.25%								
Response Rate		Mean	STD	Median	Department	Mean	STD	Median	College	Mean	STD	Median
16/25 (64.00%)		4.31	0.87	5.00	322	4.01	1.13	4.00	8303	3.88	1.13	4.00

1 - LEARNING												
I learned and understood the subject materials of this course.												
Response Option		Weight	Frequency	Percent	Percent Responses	Means						
Strongly Disagree		(1)	0	0.00%		3.88		4.16		4.13		
Disagree		(2)	1	6.25%								
Neutral		(3)	6	37.50%								
Agree		(4)	3	18.75%								
Strongly Agree		(5)	6	37.50%								
Response Rate		Mean	STD	Median	Department	Mean	STD	Median	College	Mean	STD	Median
16/25 (64.00%)		3.88	1.02	4.00	322	4.16	0.95	4.00	8273	4.13	0.92	4.00

Course: PHIL1010002.1238: 23FA PHIL1010-002: Meaning Of Life
Instructor: Yanssel Garcia *
Response Rate: 16/25 (64.00 %)

2 - ENTHUSIASM, Feedback for Yanssel Garcia: -
Instructor was enthusiastic about teaching this course.

Response Option	Weight	Frequency	Percent	Percent Responses	Means						
Strongly Disagree	(1)	1	6.25%		4.56	4.47	4.36				
Disagree	(2)	0	0.00%								
Neutral	(3)	0	0.00%								
Agree	(4)	3	18.75%								
Strongly Agree	(5)	12	75.00%								
Response Rate	Mean	STD	Median	Department	Mean	STD	Median	College	Mean	STD	Median
16/25 (64.00%)	4.56	1.03	5.00	322	4.47	0.87	5.00	8432	4.36	0.87	5.00

2 - ENTHUSIASM, Feedback for Yanssel Garcia: -
Instructor was dynamic and energetic in conducting the course.

Response Option	Weight	Frequency	Percent	Percent Responses	Means						
Strongly Disagree	(1)	0	0.00%		4.81	4.38	4.25				
Disagree	(2)	0	0.00%								
Neutral	(3)	1	6.25%								
Agree	(4)	1	6.25%								
Strongly Agree	(5)	14	87.50%								
Response Rate	Mean	STD	Median	Department	Mean	STD	Median	College	Mean	STD	Median
16/25 (64.00%)	4.81	0.54	5.00	321	4.38	0.93	5.00	8401	4.25	0.95	5.00

2 - ENTHUSIASM, Feedback for Yanssel Garcia: -
Instructor enhanced presentations with use of humor.

Response Option	Weight	Frequency	Percent	Percent Responses	Means						
Strongly Disagree	(1)	0	0.00%		4.63	4.21	4.07				
Disagree	(2)	0	0.00%								
Neutral	(3)	1	6.25%								
Agree	(4)	4	25.00%								
Strongly Agree	(5)	11	68.75%								
Response Rate	Mean	STD	Median	Department	Mean	STD	Median	College	Mean	STD	Median
16/25 (64.00%)	4.63	0.62	5.00	321	4.21	1.04	5.00	8401	4.07	1.05	4.00

2 - ENTHUSIASM, Feedback for Yanssel Garcia: -
Instructor's style of presentation held my interest during the course.

Response Option	Weight	Frequency	Percent	Percent Responses	Means						
Strongly Disagree	(1)	0	0.00%		4.56	4.03	3.95				
Disagree	(2)	0	0.00%								
Neutral	(3)	2	12.50%								
Agree	(4)	3	18.75%								
Strongly Agree	(5)	11	68.75%								
Response Rate	Mean	STD	Median	Department	Mean	STD	Median	College	Mean	STD	Median
16/25 (64.00%)	4.56	0.73	5.00	319	4.03	1.20	4.00	8385	3.95	1.15	4.00



Course: PHIL1010002.1238: 23FA PHIL1010-002: Meaning Of Life
Instructor: Yanssel Garcia *
Response Rate: 16/25 (64.00%)

3 - ORGANIZATION, Feedback for Yanssel Garcia: -
Instructor's explanations were clear.

Response Option	Weight	Frequency	Percent	Percent Responses	Means							
Strongly Disagree	(1)	0	0.00%									
Disagree	(2)	1	6.25%									
Neutral	(3)	2	12.50%									
Agree	(4)	6	37.50%									
Strongly Agree	(5)	7	43.75%									
					0	25	50	100	Question	Department	College	
Response Rate	Mean	STD	Median	Department	Mean	STD	Median	College	Mean	STD	Median	
16/25 (64.00%)	4.19	0.91	4.00	323	4.14	1.07	4.00	8427	4.14	1.00	4.00	

3 - ORGANIZATION, Feedback for Yanssel Garcia: -
Instructor's materials were well prepared and carefully explained.

Response Option	Weight	Frequency	Percent	Percent Responses	Means							
Strongly Disagree	(1)	1	6.25%									
Disagree	(2)	0	0.00%									
Neutral	(3)	1	6.25%									
Agree	(4)	5	31.25%									
Strongly Agree	(5)	9	56.25%									
					0	25	50	100	Question	Department	College	
Response Rate	Mean	STD	Median	Department	Mean	STD	Median	College	Mean	STD	Median	
16/25 (64.00%)	4.31	1.08	5.00	323	4.19	1.03	4.00	8393	4.23	0.96	4.00	

3 - ORGANIZATION, Feedback for Yanssel Garcia: -
Proposed objectives agreed with those actually taught so I knew where the course was going.

Response Option	Weight	Frequency	Percent	Percent Responses	Means							
Strongly Disagree	(1)	0	0.00%									
Disagree	(2)	0	0.00%									
Neutral	(3)	3	18.75%									
Agree	(4)	6	37.50%									
Strongly Agree	(5)	7	43.75%									
					0	25	50	100	Question	Department	College	
Response Rate	Mean	STD	Median	Department	Mean	STD	Median	College	Mean	STD	Median	
16/25 (64.00%)	4.25	0.77	4.00	323	4.24	0.98	4.00	8392	4.27	0.90	4.00	

3 - ORGANIZATION, Feedback for Yanssel Garcia: -
Instructor's presentation facilitated my organization of content.

Response Option	Weight	Frequency	Percent	Percent Responses	Means							
Strongly Disagree	(1)	1	6.25%									
Disagree	(2)	0	0.00%									
Neutral	(3)	3	18.75%									
Agree	(4)	5	31.25%									
Strongly Agree	(5)	7	43.75%									
					0	25	50	100	Question	Department	College	
Response Rate	Mean	STD	Median	Department	Mean	STD	Median	College	Mean	STD	Median	
16/25 (64.00%)	4.06	1.12	4.00	321	4.07	1.12	4.00	8350	4.15	0.98	4.00	



Course: PHIL1010002.1238: 23FA PHIL1010-002: Meaning Of Life
Instructor: Yanssel Garcia *
Response Rate: 16/25 (64.00 %)

4 - GROUP INTERACTION												
Students were encouraged to participate in course discussions.												
Response Option		Weight	Frequency	Percent	Percent Responses	Means						
Strongly Disagree		(1)	0	0.00%		4.81	4.49	4.25				
Disagree		(2)	0	0.00%								
Neutral		(3)	0	0.00%								
Agree		(4)	3	18.75%								
Strongly Agree		(5)	13	81.25%								
Response Rate		Mean	STD	Median	Department	Mean	STD	Median	College	Mean	STD	Median
16/25 (64.00%)		4.81	0.40	5.00	323	4.49	0.77	5.00	8342	4.25	0.94	5.00

4 - GROUP INTERACTION												
Students were invited to share their ideas and knowledge.												
Response Option		Weight	Frequency	Percent	Percent Responses	Means						
Strongly Disagree		(1)	0	0.00%		4.88	4.55	4.29				
Disagree		(2)	0	0.00%								
Neutral		(3)	0	0.00%								
Agree		(4)	2	12.50%								
Strongly Agree		(5)	14	87.50%								
Response Rate		Mean	STD	Median	Department	Mean	STD	Median	College	Mean	STD	Median
16/25 (64.00%)		4.88	0.34	5.00	323	4.55	0.74	5.00	8319	4.29	0.90	5.00

4 - GROUP INTERACTION												
Students were encouraged to ask questions and given meaningful answers.												
Response Option		Weight	Frequency	Percent	Percent Responses	Means						
Strongly Disagree		(1)	0	0.00%		4.94	4.50	4.35				
Disagree		(2)	0	0.00%								
Neutral		(3)	0	0.00%								
Agree		(4)	1	6.25%								
Strongly Agree		(5)	15	93.75%								
Response Rate		Mean	STD	Median	Department	Mean	STD	Median	College	Mean	STD	Median
16/25 (64.00%)		4.94	0.25	5.00	323	4.50	0.80	5.00	8316	4.35	0.87	5.00

4 - GROUP INTERACTION												
Students were encouraged to express their own ideas and/or question the instructor.												
Response Option		Weight	Frequency	Percent	Percent Responses	Means						
Strongly Disagree		(1)	0	0.00%		4.86	4.51	4.28				
Disagree		(2)	0	0.00%								
Neutral		(3)	0	0.00%								
Agree		(4)	2	14.29%								
Strongly Agree		(5)	12	85.71%								
Response Rate		Mean	STD	Median	Department	Mean	STD	Median	College	Mean	STD	Median
14/25 (56.00%)		4.86	0.36	5.00	318	4.51	0.77	5.00	8282	4.28	0.91	5.00



Course: PHIL1010002.1238: 23FA PHIL1010-002: Meaning Of Life
Instructor: Yanssel Garcia *
Response Rate: 16/25 (64.00 %)

5 - INDIVIDUAL RAPPORT, Feedback for Yanssel Garcia: -
Instructor was friendly towards individual students.

Response Option	Weight	Frequency	Percent	Percent Responses	Means						
Strongly Disagree	(1)	0	0.00%		4.50	4.42	4.42				
Disagree	(2)	0	0.00%								
Neutral	(3)	2	12.50%								
Agree	(4)	4	25.00%								
Strongly Agree	(5)	10	62.50%								
					Question	Department	College				
Response Rate	Mean	STD	Median	Department	Mean	STD	Median	College	Mean	STD	Median
16/25 (64.00%)	4.50	0.73	5.00	323	4.42	0.86	5.00	8429	4.42	0.82	5.00

5 - INDIVIDUAL RAPPORT, Feedback for Yanssel Garcia: -
Instructor made students feel welcome in seeking help/advice.

Response Option	Weight	Frequency	Percent	Percent Responses	Means						
Strongly Disagree	(1)	0	0.00%		4.81	4.38	4.39				
Disagree	(2)	0	0.00%								
Neutral	(3)	0	0.00%								
Agree	(4)	3	18.75%								
Strongly Agree	(5)	13	81.25%								
					Question	Department	College				
Response Rate	Mean	STD	Median	Department	Mean	STD	Median	College	Mean	STD	Median
16/25 (64.00%)	4.81	0.40	5.00	322	4.38	0.96	5.00	8410	4.39	0.87	5.00

5 - INDIVIDUAL RAPPORT, Feedback for Yanssel Garcia: -
Instructor had a genuine interest in individual students.

Response Option	Weight	Frequency	Percent	Percent Responses	Means						
Strongly Disagree	(1)	0	0.00%		4.50	4.28	4.25				
Disagree	(2)	0	0.00%								
Neutral	(3)	3	18.75%								
Agree	(4)	2	12.50%								
Strongly Agree	(5)	11	68.75%								
					Question	Department	College				
Response Rate	Mean	STD	Median	Department	Mean	STD	Median	College	Mean	STD	Median
16/25 (64.00%)	4.50	0.82	5.00	322	4.28	0.98	5.00	8399	4.25	0.96	5.00

5 - INDIVIDUAL RAPPORT, Feedback for Yanssel Garcia: -
Instructor was adequately accessible to students.

Response Option	Weight	Frequency	Percent	Percent Responses	Means						
Strongly Disagree	(1)	0	0.00%		4.33	4.34	4.34				
Disagree	(2)	1	6.67%								
Neutral	(3)	1	6.67%								
Agree	(4)	5	33.33%								
Strongly Agree	(5)	8	53.33%								
					Question	Department	College				
Response Rate	Mean	STD	Median	Department	Mean	STD	Median	College	Mean	STD	Median
15/25 (60.00%)	4.33	0.90	5.00	322	4.34	0.91	5.00	8380	4.34	0.88	5.00



Course: PHIL1010002.1238: 23FA PHIL1010-002: Meaning Of Life
Instructor: Yanssel Garcia *
Response Rate: 16/25 (64.00%)

6 - BREADTH, Feedback for Yanssel Garcia: -												
Instructor contrasted the implications of various theories.												
Response Option		Weight	Frequency	Percent	Percent Responses	Means						
Strongly Disagree		(1)	0	0.00%		4.63	4.43	4.14				
Disagree		(2)	0	0.00%								
Neutral		(3)	0	0.00%								
Agree		(4)	6	37.50%								
Strongly Agree		(5)	10	62.50%								
Response Rate		Mean	STD	Median	Department	Mean	STD	Median	College	Mean	STD	Median
16/25 (64.00%)		4.63	0.50	5.00	322	4.43	0.76	5.00	8420	4.14	0.88	4.00

6 - BREADTH, Feedback for Yanssel Garcia: -												
Instructor presented the background or origin of ideas/concepts developed.												
Response Option		Weight	Frequency	Percent	Percent Responses	Means						
Strongly Disagree		(1)	0	0.00%		4.44	4.43	4.23				
Disagree		(2)	0	0.00%								
Neutral		(3)	1	6.25%								
Agree		(4)	7	43.75%								
Strongly Agree		(5)	8	50.00%								
Response Rate		Mean	STD	Median	Department	Mean	STD	Median	College	Mean	STD	Median
16/25 (64.00%)		4.44	0.63	4.50	322	4.43	0.77	5.00	8405	4.23	0.86	4.00

6 - BREADTH, Feedback for Yanssel Garcia: -												
Instructor presented point of view other than his/her own when appropriate.												
Response Option		Weight	Frequency	Percent	Percent Responses	Means						
Strongly Disagree		(1)	0	0.00%		4.50	4.43	4.20				
Disagree		(2)	0	0.00%								
Neutral		(3)	0	0.00%								
Agree		(4)	8	50.00%								
Strongly Agree		(5)	8	50.00%								
Response Rate		Mean	STD	Median	Department	Mean	STD	Median	College	Mean	STD	Median
16/25 (64.00%)		4.50	0.52	4.50	322	4.43	0.84	5.00	8403	4.20	0.87	4.00

6 - BREADTH, Feedback for Yanssel Garcia: -												
Instructor adequately discussed current developments in the field.												
Response Option		Weight	Frequency	Percent	Percent Responses	Means						
Strongly Disagree		(1)	0	0.00%		4.00	4.30	4.18				
Disagree		(2)	1	6.25%								
Neutral		(3)	3	18.75%								
Agree		(4)	7	43.75%								
Strongly Agree		(5)	5	31.25%								
Response Rate		Mean	STD	Median	Department	Mean	STD	Median	College	Mean	STD	Median
16/25 (64.00%)		4.00	0.89	4.00	321	4.30	0.90	5.00	8360	4.18	0.90	4.00



Course: PHIL1010002.1238: 23FA PHIL1010-002: Meaning Of Life
Instructor: Yanssel Garcia *
Response Rate: 16/25 (64.00 %)

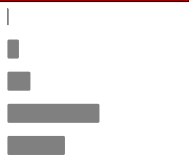
7 - ASSESSMENT & EVALUATION												
Feedback on examinations/graded material was valuable.												
Response Option	Weight	Frequency	Percent	Percent Responses	Means							
Strongly Disagree	(1)	0	0.00%		4.69	4.03	4.12					
Disagree	(2)	0	0.00%									
Neutral	(3)	0	0.00%									
Agree	(4)	5	31.25%									
Strongly Agree	(5)	11	68.75%									
					0	25	50	100	Question	Department	College	
Response Rate	Mean	STD	Median	Department	Mean	STD	Median	College	Mean	STD	Median	
16/25 (64.00%)	4.69	0.48	5.00	323	4.03	1.17	4.00	8338	4.12	1.01	4.00	

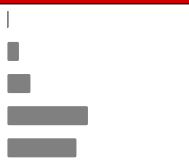
7 - ASSESSMENT & EVALUATION												
Feedback on examinations/graded material was timely.												
Response Option	Weight	Frequency	Percent	Percent Responses	Means							
Strongly Disagree	(1)	0	0.00%		4.53	3.98	4.13					
Disagree	(2)	0	0.00%									
Neutral	(3)	1	6.67%									
Agree	(4)	5	33.33%									
Strongly Agree	(5)	9	60.00%									
					0	25	50	100	Question	Department	College	
Response Rate	Mean	STD	Median	Department	Mean	STD	Median	College	Mean	STD	Median	
15/25 (60.00%)	4.53	0.64	5.00	322	3.98	1.22	4.00	8320	4.13	1.04	4.00	

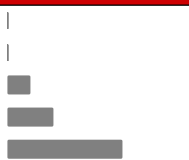
7 - ASSESSMENT & EVALUATION												
Methods of evaluating student work were fair and appropriate.												
Response Option	Weight	Frequency	Percent	Percent Responses	Means							
Strongly Disagree	(1)	0	0.00%		4.63	4.24	4.28					
Disagree	(2)	0	0.00%									
Neutral	(3)	0	0.00%									
Agree	(4)	6	37.50%									
Strongly Agree	(5)	10	62.50%									
					0	25	50	100	Question	Department	College	
Response Rate	Mean	STD	Median	Department	Mean	STD	Median	College	Mean	STD	Median	
16/25 (64.00%)	4.63	0.50	5.00	320	4.24	0.93	4.00	8306	4.28	0.90	4.00	


7 - ASSESSMENT & EVALUATION												
Examinations/graded materials tested course content as emphasized by the instructor.												
Response Option	Weight	Frequency	Percent	Percent Responses	Means							
Strongly Disagree	(1)	0	0.00%		4.50	4.28	4.29					
Disagree	(2)	0	0.00%									
Neutral	(3)	1	6.25%									
Agree	(4)	6	37.50%									
Strongly Agree	(5)	9	56.25%									
					0	25	50	100	Question	Department	College	
Response Rate	Mean	STD	Median	Department	Mean	STD	Median	College	Mean	STD	Median	
16/25 (64.00%)	4.50	0.63	5.00	320	4.28	0.91	4.00	8279	4.29	0.87	4.00	

Course: PHIL1010002.1238: 23FA PHIL1010-002: Meaning Of Life
Instructor: Yanssel Garcia *
Response Rate: 16/25 (64.00%)

8 - ASSIGNMENTS													
Required readings/texts were valuable.													
Response Option		Weight	Frequency	Percent	Percent Responses	Means							
Strongly Disagree		(1)	0	0.00%		4.06	4.14	4.05					
Disagree		(2)	1	6.25%		Question	Department	College					
Neutral		(3)	2	12.50%		Mean	STD	Median	College	Mean	STD	Median	
Agree		(4)	8	50.00%		16/25 (64.00%)	4.06	0.85	4.00	322	4.14	1.02	4.00
Strongly Agree		(5)	5	31.25%		4.00	8319	4.05	0.98	4.00			

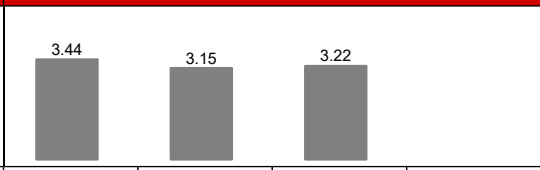
8 - ASSIGNMENTS													
Readings, homework, laboratories contributed to appreciation and understanding of the subject.													
Response Option		Weight	Frequency	Percent	Percent Responses	Means							
Strongly Disagree		(1)	0	0.00%		4.13	4.22	4.23					
Disagree		(2)	1	6.25%		Question	Department	College					
Neutral		(3)	2	12.50%		Mean	STD	Median	College	Mean	STD	Median	
Agree		(4)	7	43.75%		16/25 (64.00%)	4.13	0.89	4.00	319	4.22	0.97	4.00
Strongly Agree		(5)	6	37.50%		4.00	8265	4.23	0.90	4.00			

9 - OVERALL:													
Compared with other courses I have taken at UNO, this course is:													
Response Option		Weight	Frequency	Percent	Percent Responses	Means							
Very Poor		(1)	0	0.00%		4.50	4.04	4.00					
Poor		(2)	0	0.00%		Question	Department	College					
Average		(3)	2	12.50%		Mean	STD	Median	College	Mean	STD	Median	
Good		(4)	4	25.00%		16/25 (64.00%)	4.50	0.73	5.00	322	4.04	1.07	4.00
Very Good		(5)	10	62.50%		4.00	8323	4.00	1.01	4.00			

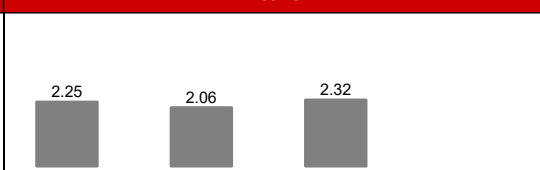
9 - OVERALL:													
Compared with other instructors I have had at UNO, this instructor is:													
Response Option		Weight	Frequency	Percent	Percent Responses	Means							
Very Poor		(1)	0	0.00%		4.63	4.19	4.17					
Poor		(2)	0	0.00%		Question	Department	College					
Average		(3)	0	0.00%		Mean	STD	Median	College	Mean	STD	Median	
Good		(4)	6	37.50%		16/25 (64.00%)	4.63	0.50	5.00	321	4.19	1.06	5.00
Very Good		(5)	10	62.50%		4.00	8262	4.17	1.01	4.00			

Course: PHIL1010002.1238: 23FA PHIL1010-002: Meaning Of Life
Instructor: Yanssel Garcia *
Response Rate: 16/25 (64.00 %)


10 - Course pace was:

Response Option					Weight	Frequency	Percent	Percent Responses	Means					
Too slow					(1)	0	0.00%							
Slow					(2)	0	0.00%							
About right					(3)	11	68.75%	██████████						
Fast					(4)	3	18.75%	███						
Too Fast					(5)	2	12.50%	██						
								0 25 50 100	Question	Department	College			
Response Rate	Mean	STD	Median	Department	Mean	STD	Median	College	Mean	STD	Median			
16/25 (64.00%)	3.44	0.73	3.00	323	3.15	0.59	3.00	8300	3.22	0.61	3.00			


11 - Hours per week required outside of class:

Response Option					Weight	Frequency	Percent	Percent Responses	Means					
0-2					(1)	4	25.00%	████						
2 - 4					(2)	6	37.50%	██████						
5 to 7					(3)	4	25.00%	████						
8 to 10					(4)	2	12.50%	███						
More than 10					(5)	0	0.00%							
								0 25 50 100	Question	Department	College			
Response Rate	Mean	STD	Median	Department	Mean	STD	Median	College	Mean	STD	Median			
16/25 (64.00%)	2.25	1.00	2.00	323	2.06	0.89	2.00	8326	2.32	0.99	2.00			

12 - Course difficulty, relative to other courses was:

Response Option					Weight	Frequency	Percent	Percent Responses	Means					
Very easy					(1)	0	0.00%							
Easy					(2)	0	0.00%							
Average					(3)	6	37.50%	██████						
Difficult					(4)	9	56.25%	██████████						
Very difficult					(5)	1	6.25%	███						
								0 25 50 100	Question	Department	College			
Response Rate	Mean	STD	Median	Department	Mean	STD	Median	College	Mean	STD	Median			
16/25 (64.00%)	3.69	0.60	4.00	321	3.08	0.92	3.00	8334	3.20	0.90	3.00			

13 - Course workload, relative to other courses was:

Response Option					Weight	Frequency	Percent	Percent Responses	Means					
Very light					(1)	0	0.00%							
Light					(2)	3	18.75%	███						
Average					(3)	11	68.75%	██████████						
Heavy					(4)	1	6.25%	███						
Very heavy					(5)	1	6.25%	███						
								0 25 50 100	Question	Department	College			
Response Rate	Mean	STD	Median	Department	Mean	STD	Median	College	Mean	STD	Median			
16/25 (64.00%)	3.00	0.73	3.00	323	2.80	0.79	3.00	8330	2.99	0.81	3.00			

Course: PHIL1010002.1238: 23FA PHIL1010-002: Meaning Of Life
Instructor: Yanssel Garcia *
Response Rate: 16/25 (64.00 %)

14 - Credit hours completed prior to this semester:

Response Option	Weight	Frequency	Percent	Percent Responses	Means								
Freshmen <26	(1)	8	53.33%										
Sophomore (26-57)	(2)	5	33.33%										
Junior (58-90)	(3)	2	13.33%										
Senior (90 +)	(4)	0	0.00%										
Graduate	(5)	0	0.00%										
					0	25	50	100	Question	Department	College		
Response Rate	Mean	STD	Median	Department	Mean	STD	Median	College	Mean	STD	Median		
15/25 (60.00%)	1.60	0.74	1.00	320	2.30	1.10	2.00	8283	2.43	1.25	2.00		

15 - Expected grade in the course:

Response Option	Weight	Frequency	Percent	Percent Responses	Means								
F	(1)	0	0.00%										
D	(2)	1	6.67%										
C- to C +	(3)	5	33.33%										
B- to B +	(4)	5	33.33%										
A - to A +	(5)	4	26.67%										
					0	25	50	100	Question	Department	College		
Response Rate	Mean	STD	Median	Department	Mean	STD	Median	College	Mean	STD	Median		
15/25 (60.00%)	3.80	0.94	4.00	320	4.38	0.76	5.00	8283	4.39	0.81	5.00		

16 - Overall GPA at UNO (Leave blank if not established)

Response Option	Weight	Frequency	Percent	Percent Responses	Means								
< 1.7	(1)	0	0.00%										
1.7 to 2.5	(2)	0	0.00%										
2.51 to 3.3	(3)	4	57.14%										
3.31 to 4.0	(4)	3	42.86%										
					0	25	50	100	Question	Department	College		
Response Rate	Mean	STD	Median	Department	Mean	STD	Median	College	Mean	STD	Median		
7/25 (28.00%)	3.43	0.53	3.00	224	3.65	0.56	4.00	5737	3.66	0.59	4.00		

17 - This course for me was:

Response Option	Weight	Frequency	Percent	Percent Responses	Means								
Required	(1)	9	56.25%										
Elective	(2)	7	43.75%										
					0	25	50	100	Question	Department	College		
Response Rate	Mean	STD	Median	Department	Mean	STD	Median	College	Mean	STD	Median		
16/25 (64.00%)	1.44	0.51	1.00	322	1.59	0.49	2.00	8296	1.23	0.42	1.00		

18 - Level of interest in this subject prior to this course:

Response Option	Weight	Frequency	Percent	Percent Responses	Means								
Very Low	(1)	1	6.25%										
Low	(2)	4	25.00%										
Medium	(3)	5	31.25%										
High	(4)	4	25.00%										
Very High	(5)	2	12.50%										
					0	25	50	100	Question	Department	College		
Response Rate	Mean	STD	Median	Department	Mean	STD	Median	College	Mean	STD	Median		
16/25 (64.00%)	3.13	1.15	3.00	323	3.26	1.05	3.00	8314	3.18	1.06	3.00		



Course: PHIL1010002.1238: 23FA PHIL1010-002: Meaning Of Life
Instructor: Yanssel Garcia *
Response Rate: 16/25 (64.00 %)

19 - Which characteristics of Yanssel Garcia or course have been most valuable to your learning experience? -

Response Rate	14/25 (56%)
<ul style="list-style-type: none"> • learning about life • Super kinds and friendly • I think the fact that he explained everything well, and made complex ideas very simple to understand. • He was very enthusiastic about this class and always gave really good examples. Philosophy is something that I struggle to understand, but he made it seem easier. • his humor and love for the subjects. • The enthusiasms brought to the classroom every day was very welcome and engaging. Having vast knowledge and being able to articulate all of it well really helped anyone who had questions on the task at hand. • The way you present your work, in the sense of how you get us involved during class and so on. • He is very open minded and enthusiastic. His lecturing is not boring or hard to keep up with/understand. He keeps in mind that this is not just our only class and cares for how we are doing and feeling in general. • he was kind and patient, and sometimes he was funny. • Dr. Garcia most valuable characteristic is that he is his ability to engage with the students. he does a great job of including the students in discussion, explaining why their answer would or wouldn't work. it helps explain the content more. • I think that Yanssel's way of speaking to us with 100% honesty was something that made my learning experience better in this course. He encouraged us to speak our minds no matter what is was because in this class there were no right or wrong answers and how he took everyone's thoughts into consider and valued each persons opinions. He also taught with excitement like every subject we went over was something that he was passionate about its easy to be interested in something when the person teaching it is also interested and it helps that he drew things out and implemented multiple ways of learning like visual learning auditory learning and the hands on approach with asking us what we think and letting us give examples of topics we went over to help us understand it better • It was the best. Best professor so far. • Characteristics: Humor, imagination and for the overall course it was adventurous! • He explained course materials properly 	

20 - Which characteristics of Yanssel Garcia or course are most important for him/her to improve upon? (particularly aspects not covered by the rating items) -

Response Rate	12/25 (48%)
<ul style="list-style-type: none"> • None • Nothing really. • I don't really think anything. The only thing I might suggest to change is I found it interesting that we have a final exam, but prior to that, we haven't had any exams just papers. • We need deeper explanation of certain things, this is a new subject for many of us so terminology can be confusing at times. • I had no problems with the class at all, but if I had to nitpick, I would appreciate if the essay papers were graded on a more complex scale. Instea of 5 possible points in 4 categories, maybe 25 points in each category giving points more detail. That could help with showing what exactly needs to be improved for the overall structure of the essay. • I would like to see the weekly discussion boards done during class, as to help us not space it. • Probably just making sure the isucssion posts show up on assignments. • I don't think there is anything he should improve in he did a good job • I myself don't think there are areas that need to be improved he communicated with us effectively and in a timely manner whenever something changed in the course, he made sure that we knew what was expected how to get in touch with him. He also told us from the very beginning that this would be a hard class as it requires an open minded thinking process. Professor Garcia has definitely been one of the best teachers I've had so far while attending UNO. • Very creative and energetic. Love to have him again. • I would probably say being more flexibility since Office hours was only held on Wednesday and it wasn't really flexible for my schedule this semester. another thing would be being more "clear" some of the topic were a little hard to understand and lastly is effective teaching style. But overall Yanssel Garcia is one of a good professor that I had taken throughout my college year. He wants his student to learn an valuable lesson in his course whether it was context or writing a good argument paper in the future! • Try to make the readings material shorter 	

Mean of Means Calculations	Mean	Department	College	
01) Learning	4.31	4.18	4.12	
02) Enthusiasm	4.64	4.27	4.16	
03) Organization	4.20	4.16	4.20	
04) Group Interaction	4.87	4.51	4.29	
05) Individual Rapport	4.54	4.36	4.35	
06) Breadth	4.39	4.40	4.19	
07) Assessment and Evaluation	4.59	4.13	4.21	
08) Assignments	4.10	4.18	4.14	
09) Overall	4.57	4.12	4.09	